



Flooring Systems



The Nicholls & Clarke Group is a business dedicated to the manufacture and supply of the finest building materials. Founded in 1875 in London, we have grown from servicing the capitals' building trades to becoming the largest privately owned national manufacturer and distributor of fine quality building products.

Quality manufacturing is at the core of our business and comes as standard. We own state of the art manufacturing facilities based across the UK and Central Europe. This gives us the broadest manufacturing capability available, allowing us to offer an extensive portfolio of product, more specialised than that of any of our competitors.

Our distribution network is supported with our private fleet of over 110 commercial vehicles. This gives us full logistical control from the point of manufacture through to delivery to site. We offer a nationwide delivery service, be that to site, home or commercial address. The vast majority of our deliveries are made on a next day basis.

Quality Flooring Products that Perform

N&C Nicobond are manufacturers and distributors of high quality flooring products and systems with 40 years experience in the development and manufacture of high performance smoothing compounds and over 60 years as inventors and innovators within the adhesive industry.

Our factory in Stoke on Trent offers an unrivalled level of technical expertise, paired with industry leading laboratories and the latest developments in raw material and processing technology.

The latest Nicobond 'Screedpro' range of smoothing compounds offers the specifier and contractor a series of OPC (Ordinary Portland Cement) free products with unique super fast drying capabilities. Market leading flow characteristics, fibre technology and the use of raw materials that improve performance whilst having a lesser impact on our environment are just a few of the benefits offered.

Nicobond products have been used internationally for decades in some of the most demanding commercial projects imaginable, establishing high levels of confidence in the marketplace.



Experience

Established in 1875, Nicholls & Clarke has pedigree that has been developed over many years. Through great heritage, we have gained a depth of knowledge and invaluable experience in the manufacture and supply of Nicobond products to the construction sector. We have experience across many industries with a huge portfolio of products suited to all project environments.

Total Solution Providers

As part of the Nicholls & Clarke Group, we have the ability to offer the complete flooring and tiling package through a comprehensive range of quality products, so that you can benefit from dealing with one source, making it easier to co-ordinate project supplies.

Inventors & Innovators

N&C Nicobond invented ready mixed tile adhesive in 1958 and continue to be at the forefront of innovation, embracing new technology within the industry and better defining our portfolio with products that perform, but where quality and functionality are at its peak. As inventors, we continue to engage in research and development and have spent more than 55 years developing innovative Nicobond products that solve the challenges faced in today's construction industry.

Technical Service

The N&C Nicobond technical team has well over 150 years of combined experience in the flooring and tiling industry. We are able to offer a full technical specification service and are available to attend any site address throughout the U.K. A technical written specification is available on request.

Research & Development

The chemists in our highly equipped laboratories are constantly engaged in research and development. Investment in the latest laboratory equipment and testing facilities allow us to push forward with the development of the next new technology or raw material that will further enhance product performance or handling characteristics. Prior to going to market, we undergo rigorous testing of all our products to ensure that performance is to a high standard. All products are tested to meet the relevant standards and regulations.

24 Hour Nationwide Delivery

Nicholls & Clarke are unique in being able to offer nationwide, next day delivery, even when you order up to 5pm the day before with no minimum order requirement. N&C Nicobond operates from 17 branches nationwide, so can offer localised delivery, or with thousands of product lines in stock, there is the option to collect.

Environment

As an ISO14001 accredited company, sustainability is a core part of our company agenda. As well as various carbon offsetting programmes in place, we invest a great deal in manufacturing and developing solutions dedicated to reducing our carbon footprint, and in turn increasing our customers' green credentials.

Customer Care

We aim to provide our customers with an outstanding level of customer service that will help to further enhance the service offered to your clients. We monitor our performance levels and strive to achieve 100% customer satisfaction. We believe that open channels of communication with our customers, coupled with their feedback are a sure way of further improving our customers buying experience.

British Manufacture

Our three state of the art U.K manufacturing facilities comply with ISO 9001 and ISO 14001, utilise the latest manufacturing technologies and apply stringent quality control checks during every part of the manufacturing process. Only the highest quality raw materials, product formulations and packaging materials are used, ensuring the finished product meets our exacting standards, far exceeding those of the latest European standards.

Product Features Key



1-2 hours
Foot Traffic



Protein
Free



Internal



Flexible



Under-Floor
Heating



Working
Time



Lifetime
Guarantee



OPC Free



Pumpable



Exterior



Water Lock
Formulation

International

N&C Nicobond products are used in over 70 countries throughout the world in some of the most demanding commercial situations and climates imaginable.

This worldwide experience has furthered the development of some of the latest technologies we now use in the U.K.

Training

We offer practical training courses at our 120,000 square foot head office facility. Our team of experts will demonstrate and give clients and customers the opportunity to get hands on with our range of products. For further information please contact our Head Office on 020 8586 4600 or alternatively email us at info@nichollsandclarke.com

Warranties

N&C Nicobond products are manufactured to such high and exacting standards enabling us to offer a life time warranty on all our adhesives, grouting and smoothing compounds.

Contract Manufacturing

We provide a contract manufacturing service for numerous flooring product manufacturers who benefit from the experience and expertise of our Nicobond factories. Enquire for more information.

Trade Associations & Technical Committees

N&C Nicobond has been heavily involved in the creation of British & European Standards for decades. We are members of the Contract Flooring Association (CFA) and have chaired The Tile Association (TTA) and their Wetroom Technical Committee. We continue to push for stringent policing of the industry which would stop manufacturers falsely claiming specific European standards on packaging.

Our philosophy has always been to drive up quality and standards whilst remaining highly competitive.

Product Quality

All Nicobond products are tried and tested prior to being introduced into the marketplace. All Nicobond smoothing compounds and adhesives achieve classifications that meet EN Standards for the optimum product confidence and quality.

Contents

About Us	2 - 11
ScreedPro Smoothing Compounds	12-21
ScreedPro Screed	22
Ancillary Products	23-25
Preparation & Moisture Controls	26-31
Nicobond Flooring Adhesives	32-38
Underfloor Heating	39
Flooring Tools	40-43
Flooring Solutions Guide	44 - 57
Product Selector	58-61
Important Notes	62-63





A business dedicated to a sustainable future



The environment matters. N&C Nicobond are committed to a continuous programme of improvement in this important area of business. We have an environmental committee which meets regularly to assess our performance and levels of progress. We train all our people to be environmentally aware in the workplace as we can all make a difference on a daily basis.

As manufacturers and distributors, Nicholls & Clarke has made a corporate commitment to improving its environmental performance through an Environmental Policy. This provides the framework for all our work, whether it is in relation to energy efficiency, sustainable waste management or sustainable transport.

Carbon Footprint

Our manufacturing processes, buildings, delivery and travel policies are monitored continuously, which has actively reduced our carbon emissions.



Portland Cement Free

We have developed a range of Portland Cement Free screeds to lower the negative impact surrounding the construction industry and wider environment.

Low Carbon Manufacturing

We continue to invest in the latest low carbon manufacturing equipment. We make use of grey water technology, solar panels & low energy lighting systems.

Product Development

Our Chemists consider the impact a new product will have on the environment. We work hard to develop low impact formulations that still give the specifier, professional screeding or tiling contractor the performance and handling characteristics they require.

Logistics

We own and operate a private fleet of low carbon commercial vehicles. Our transport managers hold a 'Certificate of Professional Competence' and ensure that we use our fleet efficiently using efficient routing and maximising vehicle capacity.

Social Responsibility

We believe that a sustainable and responsible business will ultimately become a more successful one. We respect the local communities we operate in and work closely with them ensuring we minimise our impact on them. We support a national charity that works in the local communities to our branches providing disadvantaged children with vital equipment.

Raw Materials

The vast majority of our raw materials are sourced locally to our factory in Stoke-on-Trent. We evaluate each raw material supplier's credentials and ensure that we select low carbon partners.

Energy Saving

Our aim is to keep our energy consumption to a minimum and to use the greenest sources wherever possible.

Packaging

Wherever possible we make use of packaging with a recycled content.

Recycling

Pallets are repaired and reused internally to reduce our consumption of wood. Pallets beyond repair are sent to be recycled rather than being land filled. We also recycle plastic, paper and cardboard.

Waste Reduction

The latest manufacturing techniques and the use of grey water technologies have reduced the amount of waste our manufacturing facilities create.



Nicobond Quality Assurance

All Nicobond products are manufactured to the highest quality standards using state of the art equipment under the supervision of our highly experienced and highly qualified team in our laboratories. The manufacturing process follows exhaustive product development and the selective use of raw materials from approved suppliers with the required Certificates of Quality and Conformity. Every batch of material produced is then rigorously tested to conform to our stringent laid down parameters.

Guide to Screed Material and Floor Screeds - British and European Standard Classifications

BS EN 13318: 2000

Screed material and floor screeds - Definitions

BS EN 13813 : 2002

Screed material and floor screeds - Screed Material – Properties and requirements.

BS EN 13892-2: 2002

Methods of test for screed materials. Determination of flexural and compressive strength

Category	Product Characteristics to EN 13892-2: 2002
CT	Cementitious Screeds
C	Compressive Strength in N/mm ²
F	Flexural Strength in N/mm ²

BS EN 12706:2000

Adhesives. Test methods for hydraulic setting floor smoothing and/or levelling compounds. Determination of flow characteristics

CE Marking of Floor Screeds

The CE mark is a fitness for purpose mark linked to the essential requirements listed within the relevant standard and in essence is a 'passport' which allows our floor screed products to be placed on the market in any EU member state. With effect from 1 July 2013, under the Construction Products Regulation (CPR), it became mandatory for manufacturers to apply CE marking to any of their products covered by a harmonised European standard (EN) or a European Technical Assessment (ETA).

Where appropriate our products are CE marked and accorded a D.O.P. number. This Declaration of Performance is available on request to all of our customers.

Quality Management

Our factories are all certified to ISO 9001 which delivers a disciplined work environment, effective strategies and is beneficial in improving customer service. This internationally recognised standard and mark of quality enables Nicobond to participate in tenders with all purchasing authorities without the need for further assessment and pre-qualification.

Environmental Management

In addition to Quality Management Nicobond is also very conscious of the environment and it's "Green" credentials and is certified to ISO 14001. This internationally recognised standard plays an important role in demonstrating our environmental credentials. Our factories are tasked with conserving energy, sourcing responsibly, using local raw materials wherever possible and reducing waste.

We are proud of our participation in this program and we continually strive to reduce our resource usage and lessen our impact on the environment

REFERENCE DOCUMENTS

The advice given in this publication is based on the following British Standards Codes of Practice and The Contract Flooring Association's extensive range of technical publications including the "Guide to Contract Flooring" and should be referred to if further guidance is required.

BS 8000 Series

Workmanship on building sites. Code of practice.

BS 8201: 2011

Code of practice for flooring of wood and wood based panels.

BS 8203: 2001+ A1:2009

Code of practice for installation of resilient floor coverings

BS 8204 -1:2003 + A1:2009

Screeds, bases and in-situ floorings. Concrete bases and cement sand levelling screeds to receive floorings. Code of practice.

BS 8204-3:2004+ A1:2011

Screeds, bases and in-situ floorings. Polymer modified cementitious levelling screeds and wearing screeds. Code of practice.

BS 8204-5: 2004 + A1:2011

Screeds, bases and in-situ floorings Part 5: Code of practice for mastic asphalt underlays and wearing surfaces

BS 8204-7:2003

Screeds, bases and in-situ floorings. Pumpable self-smoothing screeds. Code of practice.

BS 5325: 2001 Installation of textile floor coverings



Flooring Solutions Across Industries

Commercial

Commercial environments such as airports, office buildings and distribution centres and generally larger scale projects that consume greater quantities of material require hard wearing pumpable screeds, which offer a fast track economical solution.

Domestic

We offer specially developed smoothing underlayments with fibre-reinforced technology that provide a degree of flexibility to accommodate the inherent movement within plywood subfloors.

Retail

Shopping centres, supermarkets and other businesses such as high street banks cannot afford long periods of downtime. As a result, we offer fast setting and rapid drying solutions that allow for flooring projects to be completed overnight minimising the financial impact from commercial downtime.

Industrial

Floor loads and floor traffic are important factors to consider. We offer heavy duty, high strength products, perfect for environments subjected to high point loading and heavy use.

Restaurants & Bars

Food preparation areas such as cafes, restaurants and bars rely on the highest levels of hygiene to meet public health standards. We offer rapid drying smoothing compounds that are protein free, so do not harbour bacteria which can be harmful in these environments.

Healthcare

We offer latex and protein-free solutions that will not harbour harmful and destructive bacteria, making them perfect for use in biological and healthcare environments. We also offer a range of low odour formulations, that allow critical areas such as wards to be back in operation at pace.



Our Commercial Partners

We have worked in partnership with an extensive list of customers throughout the UK and worldwide on some of the most demanding projects imaginable. Our first projects were completed over 60 years ago, yet our products continue to perform today and will continue to do so for the life of the building or project. This pedigree has created ultimate confidence in the N&C Nicobond products. Today we have N&C products specified by many recognised UK and international brands and are also working with many of the UK's premier contractors, who in turn work in partnership with these brands.



Nicobond Flooring Case Studies

Over the last 40 years, our Nicobond factory have been manufacturing and supplying high performance, quality flooring products. Here are just a few of the projects we have been involved in.

Resorts World, NEC Birmingham

Resorts World is a phenomenal new leisure centre that has undergone a £150 million development, standing at 12 stories high and covering some 540,000 square feet. The complex features an international casino, 50 designer shops, 18 stylish bars, 11 cinema screens, a boutique hotel and luxury spa. During the development, a cost effective, heavy duty screed was required to pre smooth and pre level the concrete base for all the back of house warehousing.

Nicobond ScreedPro Heavy Duty was chosen as the solution as it encompasses a unique formulation for the preparation of all types of cementitious subfloor and can be left as a decorative finish, as used in this project. We supplied Nicobond ScreedPro Heavy Duty to cover 5000m² at an average of 8mm thickness.



Debenhams, Oxford Circus

During a refurbishment project at the Debenhams flagship store on Oxford Street, the back of house area, escalators and shop floor required a highly flexible, rapid setting, low odour levelling compound due to the high traffic, demanding environment and vibrations as a result of the escalators.

Nicobond ScreedPro Fibre Flex was chosen to smooth the substrate surface prior to laying vinyl and porcelain. It was selected due to its compressive strength, flexibility and rapid setting qualities.

We supplied Nicobond ScreedPro Fibre Flex and Nicobond Rapidflex Tile Adhesive to cover a total of 21,500m²



Stoke Mandeville Hospital

Stoke Mandeville Hospital is located on the edge of the market town of Aylesbury and is best known for its internationally acclaimed spinal injuries unit.

The client required an odourless levelling compound with a protein free formula with flexibility and quick drying properties.

Nicobond Screed Pro All Purpose was chosen for its high performance characteristics, flexibility, rapid setting and drying qualities.



Next, Staines

Next trades from more than 500 stores in the UK and Ireland and around 200 stores in more than 40 countries overseas. Over the last few years several larger format fashion and home stores have opened across the UK. We had been requested to supply a high performance, cost-effective smoothing compound with low odour that could dry quickly.

Our specially formulated Nicobond Screed Pro Latex was used on 5000m² of flooring, due to its compressive strength, flexibility and rapid setting qualities.



Bicester Train Station

This new train station at Value Retail's premium outlet village in Oxfordshire was built as a service for the 6.35 million people that visit the outlet village on an annual basis. The new line is the first in 100 years, built to connect two major cities, Oxford to London as part of a Chiltern Railways project.

A hard wearing, fast track solution was required for overnight use. Nicobond ScreedPro Rapid 30 was specified and an area of 250m² was laid during the evening with porcelain tiling commencing in the early hours of the morning.



Sainsbury's, Welwyn Garden

Designed by Chetwoods London, Sainsbury's existing store in Welwyn Garden City was quadrupled in size to almost 60,000 sq.ft. During its development, a cost-effective levelling compound was required for the main floor area to pre-smooth and pre-level the substrate, prior to the floor finishes being applied.

Nicobond ScreedPro Flow was used due to its high strength, rapid setting and pumping qualities. We supplied Nicobond ScreedPro Flow for the application of 5000m² at an average of 6mm thickness.



House Of Fraser, Oxford Street W1

House of Fraser is a British department store group with over 60 stores across the United Kingdom and Ireland. During a refurbishment project, our client required a high quality, cost-effective levelling compound to pre-smooth the surface of the substrate prior to the installation of the vinyl and porcelain floor tiles. As the project was being carried out whilst the store was operating, the screed needed to be odourless, quick drying and easy to use.

Our specially formulated Nicobond ScreedPro Fibre Flex was selected due to its high compressive strength, flexibility and rapid setting qualities. The product was hand applied onto 7500m² of sales floor area at an average of 5mm thickness.



Mayfield School, London

As part of a £21 million extension project, Mayfield School in London, was set to double in size with new class rooms and sports facilities, including a sports hall, all weather pitch, multi-use games pitch with a spectator area, running track and cricket pitch. Other facilities included new reception area, science laboratories and art rooms.

We had been asked to supply 3000m² of a rapid setting pumpable smoothing compound to aid the fast construction programme allowing the other trades to gain access to areas quickly. Nicobond ScreedPro Fibre Flex was selected for its low odour, rapid setting and pumpable qualities that allowed a time sensitive project to be undertaken quickly and with the required results.





Glossary of Terms

Screed

A generic term for a sand cement mixture applied to a concrete floor for the purposes of levelling. It can also be used to describe proprietary levelling compounds such as underlayments.

Self Levelling Compounds

Self levelling compounds are generally of a more fluid consistency giving improved flow rates.

Underlayments

A proprietary levelling compound formed from a blend of cement aggregates and polymers to form a smooth and level surface prior to the application of a surface floor covering. Underlayments are not by their nature a finished surface.

Protein free

Protein generally found in traditionally formulated latex compounds can produce harmful bacteria which can lead to floor covering failure and potentially expose sensitive environments to unwanted bacteria.

OPC free

Ordinary Portland Cement is a commonly used cement blend comprising of a ground limestone based clinker and calcium sulphate. It is often considered to have negative effect on the environment and is therefore its use is avoided in Nicobond products.

Porous (Permeable & Absorbent)

Porous surfaces are materials that have microscopic passages through which liquid or air may pass. Examples of porous materials are unvarnished (unfinished) wood, concrete (not power floated), sand /cement screeds. These materials absorb and retain liquid and air unless sealed.

Non Porous (Impermeable & Non Absorbent)

Non porous surfaces tend to be thick, dense, and solid so that nothing can penetrate beyond its outer-most surface. Examples of non porous surfaces are solid plastics, metal objects, varnished wood, powered floated concrete, glazed ceramic tiles, porcelain tiles, flooring grade asphalt, quarry tiles and vinyl.

Fast Setting Screeds

Allow a faster setting time to achieve foot traffic with in a shorter period. Such products may still require 12-24 hours to dry out completely (depending on thickness).

Fast Drying Screeds

Allow for the quicker installation of floor coverings. Such products may be dry with in 4-6 hours (depending on thickness).

Relative Humidity (RH)

The amount of water vapour present in air expressed as a percentage of the amount needed for saturation at the same temperature.

Scratch Coat

Refers to the application of a very thin or tight coat (microns) of underlayment, normally over timber surfaces.

Overcoat

The application of a second coat of underlayment applied without primer to a green but walkable layer of latex screed.

Bonded Screed

The preparation of a sand: cement screed which adheres directly to the concrete substrate.

Unbonded Screed

The preparation of a sand : cement screed which is isolated from the concrete substrate by applying over a separating layer of building paper or polythene sheet.

Floating Floor

The preparation of a sand: cement screed which is applied over a layer of insulation material. The minimum screed thickness under these conditions is 65mm for domestic applications and 75mm for commercial applications.



Nicobond ScreedPro Smoothing Compounds

The Nicobond ScreedPro range of smoothing compounds has been developed specifically for use by the professional flooring contractor. Our chemists have been successful in formulating a high performance range of products that can be used within commercial, industrial and domestic projects. The smoothing compounds offer exceptional handling characteristics and high levels of flow compared with other manufactures offerings.

We offer OPC (Ordinary Portland Cement) free formulations that are super fast drying, giving walk on times as low as 30 minutes, with the ability to lay ceramic tiles only 45 minutes after application, the ideal solution for fast track projects. Many of our smoothing compounds are pumpable and are therefore used within large commercial projects in areas such as the retail and leisure industry.

Products can be ordered up until 5pm for next day free of charge delivery, with no minimum order quantity. Our lifetime warranty applies to all Nicobond products giving specifiers and contractors ultimate confidence in the quality and reliability of our products, which are used throughout the UK and exported worldwide.



ScreedPro Latex

A conventional, two part low odour self smoothing compound with excellent flow and flexibility.



Description

ScreedPro Latex is a conventional and economical to use, two part, low odour, fast setting compound designed for smoothing uneven floors prior to the installation of floor coverings. ScreedPro Latex can be used in kitchens, bathrooms, living areas and commercial applications such as schools, care homes, offices and retail environments.

For sound but absorbent concrete or screed surfaces mix ScreedPro Latex powder with ScreedPro Latex liquid. When applying to plywood or other timber surfaces and non porous concrete use ScreedPro Latex Flex liquid.



1-2 hours
Foot Traffic



Protein
Free



Internal



Flexible



Under-Floor
Heating



20 - 30
mins



Lifetime
Guarantee

Product Characteristics

- Rapid Setting
- Feather Edge
- Self Smoothing
- High Flexibility
- Excellent Flow
- Low Shrinkage
- Protein Free
- Low Odour

Product Features*

Thickness: 1mm - 30mm

Foot Traffic: 2 hours

Drying Time: 8 - 12 hours

Fix Ceramics: 4 hours

Resilient Floor

Coverings/LVT: approx 12 hours

Working Time: 20 - 30 mins

*at 20°C and 5mm thickness



How much material should I use?

Applied Thickness	Approximate Coverage Per Unit	Consumption Per 100m ² Area	Aggregate
3mm	4.5m ²	22 units	n/a
8mm	1.7m ²	58 units	n/a
15mm	1.35m ²	50 units	25 units

The table should be used for guidance purposes only and all information given can be affected by the substrate texture and absorbency. The coverage given is based on a smooth non absorbent subfloor.

Specification

BS EN 13813 Classification	CT - C25 - F7
Application Thickness Unfilled Filled	Up to 8mm Up to 30mm
Working Life @ 20°C	30 minutes
Walk on Time @ 20°C	Approx 2 hours
At 3mm thickness ready for Ceramic Tiles / Porcelain Tiles	4 hours
Resilient floor coverings / LVT	Approx 12 hours
Application over non-absorbent surfaces	Approx 24 hours (in good drying conditions)
Installation Temperature	Minimum 5°C
Compressive Strength N/mm ² (BS EN 13892-2)	> 28.0
Flexural Strength N/mm ² (BS EN 13892-2)	> 8.0
Packaging	20kg bag / 4 ltr



UNICLASS L6412:P21	CAW M10
CI/SfB	(43) Yq2

Technical data sheet

November 2015

ScreedPro Latex

A conventional two part low odour self smoothing compound with excellent flow and flexibility. Suitable for use in domestic, commercial, clinical & biological areas.



Features

- 1mm – 30mm depth
- Rapid setting
- Foot traffic 2 hours
- Dries in 8 hours
- Excellent flow
- Feather edge applications
- Protein free
- Low odour
- No unpleasant ammonia smell
- Fix ceramics 4 hours at 20°
- Resilient floorcoverings/LVT from 12 hours
- CT – C25 – F7
- 20kg + 4ltr



1-2 hour
foot traffic



protein
free



internal



flexible



under-floor
heating



working time
20 - 30mins



lifetime
guarantee

The compound shall be ScreedPro Latex as manufactured by N&C Building Products Limited, 41-51 Freshwater Road, Chadwell Heath, Romford, Essex, RM8 1SP, England. Tel: 020 8586 4600 and shall be applied strictly in accordance with the manufacturer's current data sheets and instructions.



ScreedPro All Purpose


A versatile rapid drying, rapid setting two part low odour self smoothing underlayment with excellent flow and flexibility.



Description

ScreedPro All Purpose is a medium strength two part, low odour, fast setting and fast drying, OPC free underlayment designed for smoothing uneven floors prior to the installation of floor coverings.

ScreedPro All Purpose is specially formulated to give good adhesion to old adhesive residues and is ideal for renovation or refurbishment of floors in kitchens, bathrooms, schools and care homes etc where fast track installation is required.



Product Characteristics

- Rapid Setting
- Low Shrinkage
- Self Smoothing
- Low Odour
- Excellent Flow
- Rapid Drying
- Added Fibres
- Protein Free
- OPC Free

Product Features*

Thickness: 2mm - 10mm
 Foot Traffic: 30 - 45 mins
 Drying Time: 4 hours
 Fix Ceramics: 45 mins
 Floor coverings
 Unbonded 45 mins
 Bonded 4 hours
 Working Time: 10 mins

*at 20°C and 5mm thickness



How much material should I use?

Applied Thickness	Approximate Coverage Per Unit	Consumption Per 100m ² Area	Aggregate
3mm	4 - 4.5m ²	22 units	n/a
6mm	2 - 2.5m ²	44 units	n/a

The table should be used for guidance purposes only and all information given can be affected by the substrate texture and absorbency. The coverage given is based on a smooth non absorbent subfloor.

Specification

BS EN 13813 Classification	CT - C16 - F5
Application Thickness Unfilled	Up to 10mm
Working Life @ 20°C	10 minutes
Walk on Time @ 20°C	30-45 minutes
At 3mm thickness ready for Ceramic Tiles / Porcelain Tiles	45 minutes
Resilient floor coverings / LVT	Approx 3-4 hours bonded
Application over non-absorbent surfaces	Approx 12 hours (in good drying conditions)
Installation Temperature	Minimum 5°C
Compressive Strength N/mm ² (BS EN 13892-2)	> 16.0
Flexural Strength N/mm ² (BS EN 13892-2)	> 5.0
Packaging	20kg bag / 4.8kg poly bottle



UNICLASS L6412:P21	CAW M10
CI/SfB	(43) Yq2

Technical data sheet

November 2015

ScreedPro All Purpose

**A versatile rapid drying, rapid setting, two part low odour self smoothing underlayment with excellent flow and flexibility.
Suitable for use in domestic and commercial areas.**



Features

- Use over adhesive residue
- Encapsulate undertile heating
- Maximum 10mm depth
- Foot traffic in 30 mins
- With added fibres
- OPC free
- Rapid setting
- Rapid drying
- Excellent flow
- Low shrinkage
- Unbonded floorcoverings from 45 mins
- Bonded floorcoverings from 3 - 4 hours
- Fix ceramics 3 - 4 hours at 20°
- CT – C16 – F5
- 20kg + 4.8kg



30 min
foot traffic



protein
free



internal



under-floor
heating



working time
10 mins



OPC free



water lock
formulation



lifetime
guarantee

The screed shall be ScreedPro All Purpose as manufactured by N&C Building Products Limited, 41-51 Freshwater Road, Chadwell Heath, Romford, Essex, RM8 1SP, England. Tel: 020 8586 4600 and shall be applied strictly in accordance with the manufacturer's current data sheets and instructions.



ScreedPro EcoLevel 30

A premium two part, low odour, high strength, highly flexible, rapid drying and setting compound with exceptional flow.




Description

ScreedPro EcoLevel 30 is a two part, OPC free, fast drying and setting compound designed for smoothing uneven floors prior to the installation of floor coverings.

ScreedPro EcoLevel 30 is formulated using unique binder technology and contains carefully graded aggregates, fillers and gauging liquid polymer dispersion. This product is suited to installers who prefer Latex based compounds with the attributes of flexibility, good flow and the capability of installing impervious floor coverings in short time scales.

ScreedPro EcoLevel 30 also offers unique fast drying characteristics at lower temperatures, where other manufacturers compounds would have greatly extended drying times.



Product Characteristics

- Rapid Setting
- High Flexibility
- Excellent Flow
- Low Odour
- Protein Free
- OPC Free
- Added Fibres
- Rapid Drying

Product Features*

Thickness:	2mm - 15mm
Foot Traffic:	30 mins
Drying Time:	3 - 4 hours
Fix Ceramics:	45 mins
Floor coverings:	
Unbonded	45 mins
Bonded	4 hours
Working Time:	10 mins

*at 20°C and 5mm thickness



How much material should I use?

Applied Thickness	Approximate Coverage Per Bag	Consumption Per 100m ² Area	Aggregate
2mm	5 - 6m ²	18 Units	n/a
15mm	0.8m ²	125 Units	n/a

The table should be used for guidance purposes only and all information given can be affected by the substrate texture and absorbency. The coverage given is based on a smooth non absorbent subfloor.

Specification

BS EN 13813 Classification	CT - C25 - F7
Application Thickness Unfilled	2mm to 15mm
Working Life @ 20°C	10 minutes
Walk on Time @ 20°C	30 mins
At 3mm thickness ready for Ceramic Tiles	30 - 45 mins
Resilient floor coverings / LVT	Approx 45 mins loose lay Approx 3 - 4 hours bonded
Installation Temperature	Minimum 5°C
Compressive Strength N/mm ² (BS EN 13892-2)	> 25.0
Flexural Strength N/mm ² (BS EN 13892-2)	> 7.0
Packaging	20kg bag / 4.8 kg poly bottle



UNICLASS	CAW M10
L6412:P21	
CI/SfB	(43) Yq2

Technical data sheet

November 2015

ScreedPro EcoLevel 30

A premium two part low odour, high strength, rapid drying and setting underlayment with exceptional flow. Suitable for use in domestic, commercial, clinical & biological areas.



Features

- 2mm – 15mm depth
- Rapid drying
- With added fibres
- Foot traffic 30 minutes
- Dries in 3 – 4 hours
- Excellent flow
- OPC Free
- No unpleasant ammonia smell
- Fix ceramics 45 minutes at 20°
- Unbonded floorcoverings from 45 mins
- Bonded floorcoverings from 4 hours
- CT – C25 – F7
- 20kg + 4.8kg



30 minute
foot traffic



protein
free



internal



under-floor
heating



working time
10 mins



OPC free



water lock
formulation



lifetime
guarantee

The compound shall be ScreedPro EcoLevel 30 as manufactured by N&C Building Products Limited, 41-51 Freshwater Road, Chadwell Heath, Romford, Essex, RM8 1SP, England. Tel: 020 8586 4600 and shall be applied strictly in accordance with the manufacturer's current data sheets and instructions.



ScreedPro Rapid 30

A premium, rapid drying and rapid setting, single part self levelling smoothing compound which can be used up to 10mm thick in one single application.



Description

ScreedPro Rapid 30 is a high strength, OPC free self levelling / smoothing compound consisting of a single powder component formulated using unique binder technology, polymers and carefully graded aggregates and fillers.

ScreedPro Rapid 30 has rapid drying and rapid setting characteristics enabling early completion of soft flooring or tile laying projects. .



30-45 Mins
Foot Traffic



Protein
Free



Internal



Flexible



Under-Floor
Heating



10 Mins



OPC Free



Lifetime
Guarantee



Water Lock
Formulation

Product Characteristics

- Rapid Setting
- Excellent Flow
- Added Fibres
- Protein Free
- Rapid Drying
- OPC Free
- Self levelling

Product Features*

- Thickness: 2mm to 10mm
- Foot Traffic: 30 - 45 mins
- Drying Time: 3 hours
- Fix Ceramics: 45 mins
- Floor coverings:
- Unbonded 45 mins
- Bonded 4 hours
- Working Time: 10 mins

*at 20°C and 5mm thickness

How much material should I use?

Applied Thickness	Approximate Coverage Per Bag	Consumption Per 100m ² Area	Aggregate
3mm	4m ²	25 bags	n/a
10mm	1.2mm ²	83 bags	n/a

The table should be used for guidance purposes only and all information given can be affected by the substrate texture and absorbency. The coverage given is based on a smooth non absorbent subfloor.

Specification

BS EN 13813 Classification	CT - C25 - F6
Application Thickness Unfilled	2mm to 10mm
Working Life @ 20°C	10 minutes
Walk on Time @ 20°C	30 - 45 mins
At 3mm thickness ready for Ceramic Tiles / Porcelain Tiles	45 mins
Resilient floor coverings / LVT	Approx 45 minutes loose lay Approx 4 hours bonded
Installation Temperature	Minimum 5°C
Compressive Strength N/mm ² (BS EN 13892-2)	> 25.0
Flexural Strength N/mm ² (BS EN 13892-2)	> 6.0
Packaging	20kg bag





UNICLASS	CAW M10
L6412:P21	
CI/SfB	(43) Yq2

Technical data sheet

November 2015

ScreedPro Rapid 30

A premium, rapid drying, rapid setting, single part, self levelling smoothing compound suitable for fast track installations in internal areas.



Features

- Up to 10mm depth
- Self Levelling
- Rapid setting
- With added fibres
- Foot traffic 30 – 45 minutes
- Dries in 3 hours
- OPC free
- Floorcoverings from 45 minutes
- CT – C25 – F6
- 20kg



30 mins
foot traffic



protein
free



internal



under-floor
heating



Working
time 10
minutes



OPC free



water lock
formulation



lifetime
guarantee

The compound shall be ScreedPro Rapid 30 as manufactured by N&C Building Products Limited, 41-51 Freshwater Road, Chadwell Heath, Romford, Essex, RM8 1SP, England. Tel: 020 8586 4600 and shall be applied strictly in accordance with the manufacturer's current data sheets and instructions.



ScreedPro FibreFlex

A premium, fibre reinforced, flexible, self smoothing, self-levelling, fast setting compound which can be laid up to 50mm in one single application providing a smooth, flat surface.



Description

ScreedPro FibreFlex is a technically advanced fibre reinforced self levelling and self smoothing compound, with a high level of added fibres and is designed for use in the renovation or refurbishment of domestic and commercial flooring applications. It's superior smoothing and levelling capabilities demonstrate excellent performance when applied over timber or concrete floor surfaces.



2 hours
Foot Traffic



Protein
Free



Internal



Flexible



Under-Floor
Heating



Pumpable



20 - 30
mins



Lifetime
Guarantee

Product Characteristics

- Rapid Setting
- Self Smoothing
- Added Fibres
- Self Levelling
- Pumpable
- Protein Free
- High Strength
- Low Shrinkage
- High Flexibility

Product Features*

- Thickness: 2mm - 50mm
- Foot Traffic: 2 hours
- Drying Time: 24 hours
- Fix Ceramics: 4 hours
- Floor coverings:
- Bonded 24 hours
- Unbonded 8 hours
- Working Time: 20 - 30 mins

*at 20°C and 5mm thickness



How much material should I use?

Applied Thickness	Approximate Coverage Per Bag	Consumption Per 100m ² Area	Aggregate
3mm	4m ²	25 bags	n/a
15mm	0.8m ²	125 bags	n/a

The table should be used for guidance purposes only and all information given can be affected by the substrate texture and absorbency. The coverage given is based on a smooth non absorbent subfloor.

Specification

BS EN 13813 Classification	CT - C30 - F7
Application Thickness	
Unfilled	2mm - 50mm
Filled	Consult technical support
Working Life @ 20°C	20 - 30 minutes
Walk on Time @ 20°C	2 hours
At 3mm thickness ready for Ceramic Tiles / Porcelain Tiles	4 hours
Resilient floor coverings / LVT	Approx 8 hours loose lay Approx 24 hours bonded
Application over non-absorbent surfaces	Approx 24 hours (in good drying conditions)
Installation Temperature	Minimum 5°C
Compressive Strength N/mm ² (BS EN 13892-2)	> 30.0
Flexural Strength N/mm ² (BS EN 13892-2)	> 7.0
Packaging	20kg bag



UNICLASS	CAW M10
L6412:P21	
CI/SfB	(43) Yq2

Technical data sheet

November 2015

ScreedPro FibreFlex

A premium, fibre reinforced, flexible, self smoothing and self levelling , fast setting compound which can be laid up to 50mm in one single application providing an even base for installations.



Features

- 2mm – 50mm depth
- Highly flexible
- Foot traffic 2 hours
- Rapid setting
- Dries in 24 hours
- Pumpable
- Protein free
- Shrinkage compensated
- Fix ceramics 4 hours at 20°
- Unbonded floorcoverings from 8 hours
- Bonded floorcoverings from 24 hours
- CT – C30 – F7
- 20kg



2 hour
foot traffic



protein
free



internal



flexible



under-floor
heating



pumpable
screed



working time
20 - 30mins



lifetime
guarantee

The compound shall be ScreedPro FibreFlex as manufactured by N&C Building Products Limited, 41-51 Freshwater Road, Chadwell Heath, Romford, Essex, RM8 1SP, England. Tel: 020 8586 4600 and shall be applied strictly in accordance with the manufacturer's current data sheets and instructions.



ScreedPro Flow

A premium, self smoothing, self levelling, fast setting compound with exceptional flow can be laid up to 50mm in one single application to create a smooth, flat surface.



Description

ScreedPro Flow can be applied up to 15mm thick in one coat without the addition of granite chippings and can be used in domestic, commercial and light industrial areas prior to receiving most decorative floor coverings. Being protein free the product can be used in biologically sensitive areas.

Ideal for use in hospitals, laboratories, food preparation areas, food shops, restaurants, schools, care homes etc.



2 hours
Foot Traffic



Protein
Free



Internal



Under-Floor
Heating



20 - 30
mins



Pumpable



Lifetime
Guarantee

Product Characteristics

- Rapid Setting
- Protein Free
- Self Smoothing
- High Strength
- Self Levelling
- Low Shrinkage
- Pumpable
- Low Odour

Product Features*

- Thickness: Up to 50mm
- Foot Traffic: 2 hours
- Drying Time: 8 - 12 hours
- Floor coverings:
- Bonded 12 hours
- Unbonded 8 hours
- Fix Ceramics: 4 hours
- Working Time: 20 - 30 mins

*at 20°C and 5mm thickness



How much material should I use?

Applied Thickness	Approximate Coverage Per bags	Consumption Per 100m² Area	Aggregate
3mm	4m2	25 bags	n/a
15mm	0.8m2	125 bags	n/a
20mm	0.6m2	110 bags	55 bags

The table should be used for guidance purposes only and all information given can be affected by the substrate texture and absorbency. The coverage given is based on a smooth non absorbent subfloor.

Specification

BS EN 13813 Classification	CT - C35 - F6
Application Thickness	
Unfilled	1mm to 15mm
Filled	50mm
Working Life @ 20°C	20 - 30 minutes
Walk on Time @ 20°C	2 hours
At 3mm thickness ready for Ceramic Tiles	4 hours
Resilient floor coverings / LVT	Approx 8 hours loose lay Approx 12 hours bonded
Application over non-absorbent surfaces	Approx 24 hours (in good drying conditions)
Installation Temperature	Minimum 5°C
Compressive Strength N/mm² (BS EN 13892-2)	> 37.0
Flexural Strength N/mm² (BS EN 13892-2)	> 6.9
Packaging	20kg bag



UNICLASS L6412:P21	CAW M10
CI/SfB	(43) Yq2

Technical data sheet

November 2015

ScreedPro Flow

A premium, self smoothing and self levelling , fast setting compound which can be laid up to 50mm in one single application providing an even base for installations.



Features

- Up to 50mm depth
- Rapid setting
- Flexible
- Foot traffic 2 hours
- Dries in 12 hours
- Pumpable
- Protein free
- Shrinkage compensated
- Fix ceramics 4 hours at 20°
- Unbonded floorcoverings from 8 hours
- Bonded floorcoverings from 12 hours
- CT - C35 - F6
- 20kg



2 hour
foot traffic



protein free



internal



under-floor
heating



pumpable
screed



working time
20 - 30mins



lifetime
guarantee

The compound shall be ScreedPro Flow as manufactured by N&C Building Products Limited, 41-51 Freshwater Road, Chadwell Heath, Romford, Essex, RM8 1SP, England. Tel: 020 8586 4600 and shall be applied strictly in accordance with the manufacturer's current data sheets and instructions.



ScreedPro Heavy Duty

A premium, high build and economic to use, pre-aggregated self smoothing and self levelling, fast setting compound. ScreedPro Heavy Duty has exceptionally high compressive strength and can be laid up to 50mm in one single application creating a durable and sound base.



Description

ScreedPro Heavy Duty is an advanced and versatile base mix designed for applications from 5mm up to a maximum of 50mm. It can be over painted with a sealer and be considered as a wearing surface in commercial and certain industrial environments. ScreedPro Heavy Duty has been specially formulated for use both under and over damp proof membranes

ScreedPro Heavy Duty has been specially blended with graded aggregates and high quality synthetic resins to produce when mixed with water, a fluid, pumpable cement mortar that can typically be pumped at rates of up to 900m² a day, depending on the available man power, application thickness and type of pumping equipment used.



Product Characteristics

- Rapid Setting
- High Flexibility
- Self Smoothing
- Protein Free
- Self levelling
- Low Shrinkage
- High Strength
- Pre-aggregated

Product Features*

Thickness: 5mm -50mm

Foot Traffic: 2 hours

Drying Time: 24 hours

Fix Ceramics: 4 hours

Floor coverings:

Unbonded 8 hours

Bonded 24 hours

Working Time: 20 - 30 mins

*at 20°C and 5mm thickness



How much material should I use?

Applied Thickness	Approximate Coverage Per Bags	Consumption Per 100m ² Area	Aggregate
5mm	2.0m ²	48 bags	n/a
50mm	0.2m ²	476 bags	n/a

The table should be used for guidance purposes only and all information given can be affected by the substrate texture and absorbency. The coverage given is based on a smooth non absorbent subfloor.

Specification

BS EN 13813 Classification	CT - C40 - F7
Application Thickness	
Unfilled	5mm to 50mm
Filled	n/a
Working Life @ 20°C	20 - 30 minutes
Walk on Time @ 20°C	2 hours
At 5mm thickness ready for Ceramic Tiles / Porcelain Tiles	4 hours
Resilient floor coverings / LVT	Approx 8 hours loose lay Approx 24 hours bonded
Application over non-absorbent surfaces	Approx 24 hours (in good drying conditions)
Installation Temperature	Minimum 5°C
Compressive Strength N/mm ² (BS EN 13892-2)	> 44.0
Flexural Strength N/mm ² (BS EN 13892-2)	> 8.0
Packaging	20kg bag



UNICLASS	CAW M10
L6412:P21	
CI/SfB	(43) Yq2

Technical data sheet

November 2015

ScreedPro Heavy Duty

A premium pre-aggregated, self smoothing and self levelling, fast setting compound that can be laid up to 50mm in one single application providing an even base for installations.



Features

- 5mm – 50mm depth
- Rapid setting
- Foot traffic 2 hours
- Wearing surface with a suitable sealer
- Suitable for light commercial applications
- Dries in 24 hours
- Pumpable
- Protein free
- Shrinkage compensated
- Fix ceramics 4 hours at 20°
- Unbonded floorcoverings from 8 hours
- Bonded floorcoverings from 24 hours
- CT – C40 – F7
- 20kg



2 hour
foot traffic



protein free



internal



under-floor
heating



pumpable
screed



working time
25 mins



lifetime
guarantee

The compound shall be ScreedPro Heavy Duty as manufactured by N&C Building Products Limited, 41-51 Freshwater Road, Chadwell Heath, Romford, Essex, RM8 1SP, England. Tel: 020 8586 4600 and shall be applied strictly in accordance with the manufacturer's current data sheets and instructions.



ScreedPro Level Floor

A premium, self smoothing, pre-aggregated, fast setting compound which can be laid up to 50mm in one single application providing an even base suitable for ceramic/porcelain and natural stone tile installations.



Description

ScreedPro Level Floor is a cement based smoothing and levelling compound that is designed to rapidly smooth and level existing substrates prior to applying a floor finish.

ScreedPro Level Floor is the perfect solution for renovation and making good a concrete or cement screeded floor prior to installing ceramic/ porcelain or natural stone floor tiles.



Product Characteristics

- Rapid Setting
- Self Smoothing
- Pumpable
- Protein Free
- Tiling Base
- Low Shrinkage
- Low Odour
- Pre-aggregated

Product Features*

Thickness: 2mm - 50mm
 Foot Traffic: 2 hours
 Drying Time: 8 - 12 hours
 Floor coverings:
 Bonded 12 hours
 Unbonded 8 hours
 Fix Ceramics: 4 hours
 Working Time: 20 - 30 mins

How much material should I use?

Applied Thickness	Approximate Coverage Per bag	Consumption Per 100m ² Area	Aggregate
2mm	5-6 m ²	16-20 bags	n/a
50mm	0.2m ²	500 bags	n/a

The table should be used for guidance purposes only and all information given can be affected by the substrate texture and absorbency. The coverage given is based on a smooth non absorbent subfloor.

Specification

Application Thickness Unfilled	2mm to 50mm
Working Life @ 20°C	20 - 30 minutes
Walk on Time @ 20°C	2 hours
At 3mm thickness ready for Ceramic Tiles / Porcelain Tiles	4 hours
Resilient floor coverings / LVT (Dependent on thickness)	Approx 12 hours bonded
Application over non-absorbent surfaces	Approx 24 hours (in good drying conditions)
Installation Temperature	Minimum 5°C
Packaging	20kg bag

*at 20°C and 5mm thickness





UNICLASS L6412:P21	CAW M10
CI/SfB	(43) Yq2

Technical data sheet

November 2015

ScreedPro Level Floor

A premium, self smoothing, fast setting compound which can be laid up to 50mm in one single application providing an even base suitable for tile installations.



Features

- 2mm – 50mm depth
- Renovate floors prior to ceramic tiling
- Foot traffic 2 hours
- Rapid setting
- Dries in 8-12 hours
- Pumpable
- Protein free
- Shrinkage compensated
- Fix ceramics 4 hours at 20°
- Resilient floorcoverings/LVT from 12 hours
- 20kg



2 hour
foot traffic



protein
free



internal



under-floor
heating



pumpable
screed



working time
20-30 minutes



lifetime
guarantee

The compound shall be ScreedPro Level Floor as manufactured by N&C Building Products Limited, 41-51 Freshwater Road, Chadwell Heath, Romford, Essex, RM8 1SP, England. Tel: 020 8586 4600 and shall be applied strictly in accordance with the manufacturer's current data sheets and instructions.



ScreedPro Feather Finish

A premium multi-purpose flexible, fast setting, quick drying smoothing and patching compound.

Description



ScreedPro Feather Finish is the ideal solution for patching, filling and feather finishing day work joints, ridges, gouges, depressions, uneven trowel marks, within the sub-floor, as well as smoothing joints between staggered plywood sheets and for levelling grout joints. Screedpro Feather Finish has been specially designed to dry rapidly and provide a high bond to concrete, plywood, cement/sand screeds, existing sub-floors and smoothing compounds.



15 mins
Foot Traffic



Floors



Internal



Flexible



Under-Floor
Heating



10 - 15
mins



Lifetime
Guarantee

Product Characteristics

- Scratch Coat
- Feather Edge
- Rapid Drying
- Protein Free
- Fast Setting

Product Features*

Thickness: 0 - 6mm

Foot Traffic: 15 mins

Drying Time: 15 mins

Floor coverings: 30 mins bonded

Working Time: 10 - 15 mins

How much material should I use?

Applied Thickness	Approximate Coverage Per Bags	Consumption Per 100m ² Area	Aggregate
Scratch	50m ²	2 bags	n/a
1mm	10m ²	10 bags	n/a

The table should be used for guidance purposes only and all information given can be affected by the substrate texture and absorbency. The coverage given is based on a smooth non absorbent subfloor.

Specification

Application Thickness	Up to 6mm
Working Life @ 20°C	10 - 15 minutes
Walk on Time @ 20°C	15 minutes
At 1mm thickness ready for Ceramic Tiles / Loose Lay/ Porcelain Tiles	15 minutes
Resilient floor coverings / LVT	30 minutes bonded
Application over non-absorbent surfaces	Approx 1 hour (in good drying conditions)
Installation Temperature	Minimum 5°C
Packaging	10 kg

*at 20°C and 5mm thickness





UNICLASS L6412:P21	CAW M10
CI/SfB	(43) Yq2

Technical data sheet

November 2015

ScreedPro Feather Finish

A premium multi purpose, flexible, fast setting, quick drying smoothing and patching compound. Suitable for commercial and domestic applications.



Features

- 0 – 6mm depth
- Scratch Coat
- Rapid drying
- Fast setting
- Protein free
- True feather edge
- Floorcoverings from 15 mins
- 10kg



15 min
foot traffic



floors



internal



flexible



under-floor
heating



working time
10-15 mins



lifetime
guarantee

The compound shall be ScreedPro Feather Finish as manufactured by N&C Building Products Limited, 41-51 Freshwater Road, Chadwell Heath, Romford, Essex, RM8 1SP, England. Tel: 020 8586 4600 and shall be applied strictly in accordance with the manufacturer's current data sheets and instructions.



ScreedPro Cement Mix

A premium rapid setting, rapid drying and low shrinkage cement for use in floor screeds.



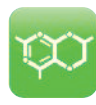
Description

Used to replace Ordinary Portland Cement in sand:cement screed mixes, ScreedPro Cement Mix has rapid high strength development producing a screed which can be walked on after 2 hours and tiled after only 3 hours. It is ideal for use in bonded screeds and floating floors where fast drying is required.

Refer to the data sheet for information on design mixes and detailed coverage figures for bonded, unbonded and floating screeds.



2 hours
Foot Traffic



Protein
Free



Internal



Exterior



Under-Floor
Heating



45 mins



Lifetime
Guarantee

Product Characteristics

- Rapid Setting
- Bonded Screed
- Rapid Drying
- Unbonded Screed
- Protein Free
- Floating Screed
- Low Shrinkage

Product Features*

Thickness: Variable
 Foot Traffic: 2 hours
 Drying Time: 3 hours
 Fix Ceramics: 3 hours
 Floor Coverings: 24 hours
 Working Time: 45 mins

*at 20°C and 15mm thickness



How much material should I use?

Applied Thickness	Approximate Coverage Per Bags	Consumption Per 100m ² Area	Aggregate
15mm bonded	1:5 mix	4.30m ²	23.25 bags
40mm bonded	1:5 mix	1.61m ²	62 bags

The table should be used for guidance purposes only and all information given can be affected by the substrate texture and absorbency. The coverage given is based on a smooth non absorbent subfloor.

Specification

Application Thickness	
Bonded Screed	Minimum 15mm to 40mm
Unbonded Screed	Minimum 40mm
Floating Screed	Minimum Domestic 65mm Minimum Commercial 75mm
Working life @ 20° C	45 mins
Walk on time	2 hours
Dry time	12 hours
Fix ceramics	3 hours
Floor Coverings	24 hours
Installation Temperature	Minimum 5°C
Compression strength N/mm ² (BS EN 13892)	1:5 > 30.0
Flexural strength N/mm ² (BS EN 13892)	1:5 > 6.0
Packaging	20kg

ScreedPro Rapid Repair Mortar

A cement based rapid repair mortar that is fast setting and hardening and ideal for external or internal use.



Description

ScreedPro Rapid Repair Mortar is a high strength rapid setting and hardening cement based repair product, which is ideal for repairing internal or external concrete or cement screeded floors prior to the application of other surface treatments.

It produces a thixotropic and non-slump mortar which can also be used for general repairs to stairs and steps and also for plugging holes in floors and walls as well as making patch repairs prior to the application of a damp proof membrane.



30 Min
Foot Traffic



Exterior



Internal



10 mins



Lifetime
Guarantee

Product Characteristics

- Rapid Setting
- Rapid Hardening
- Slump Free
- Water Resistant
- Protein Free
- Packaging 10kg

How much material should I use?

Applied Thickness	Approximate Coverage Per Bags	Consumption Per 100m ² Area	Aggregate
2mm	3.5m ²	28 bags	n/a

The table should be used for guidance purposes only and all information given can be affected by the substrate texture and absorbency.

The coverage given is based on a smooth non absorbent subfloor.

Product Features

Foot Traffic: 30 - 45 mins

Drying Time: 30 mins

Floor coverings: 4 hours

Working Time: Approx 10 mins

*at 20°C and 5mm thickness





UNICLASS	CAW M10
L6412:P21	
CI/SfB	(43) Yq2

Technical data sheet

November 2015

ScreedPro Rapid Repair Mortar

A high strength cement based rapid repair mortar which is rapid setting, rapid hardening and is ideal for repairing internal concrete or cement screed floors prior to the application of other surface treatments.



Features

- Rapid setting
- Foot traffic 30 minutes
- Slump free
- Dries in 30 minutes
- Rapid hardening in 30 minutes
- Can be used under water
- Used for stair treads and risers
- Perfect for repairing concrete
- Protein free
- 10kg



30 minute
foot traffic



internal



external



working time
10 minutes



lifetime
guarantee

The compound shall be ScreedPro Rapid Repair as manufactured by N&C Building Products Limited, 41-51 Freshwater Road, Chadwell Heath, Romford, Essex, RM8 1SP, England. Tel: 020 8586 4600 and shall be applied strictly in accordance with the manufacturer's current data sheets and instructions.



Nicobond	Mapei	Bostik (Laybond)	Ultra	F Ball	Flowcrete (Tremco)	Ardex	Larsen
ScreedPro Latex	Latexplan Trade, 1 - 10mm, 30/8N	Screedmaster 2 Ultimate. 2 - 10mm, 28/10N	Level IT Two, 2 - 30mm, 25/5N	Stopgap Green Bag with 128 Liquid, 3 - 15mm (20mm filled) 20/75,	Tremco SX 300 Unitex, nat rubber, feather to 6mm (30mm filled), 20/7.6N	Arditex RS Plus 13/4N	
Screed Pro Latex with Latex Flex Liquid		Screedmaster Original, feather - 6mm, 18/6N		Stopgap Green Bag with 114 liquid, 3 - 15mm (20mm filled) 25/7N	Tremco SX301/302 Unispec, up to 6mm (adh res.) or 10mm on sound surfaces, 25/7N		Latex Self Levelling Compound, up to 6mm (12mm filled), 20/5
ScreedPro All Purpose			Level IT Bond, 2 - 12mm, 20/5N	Stopgap 1200 Pro, (30mm filled), 16/6N		Arditex NA	
ScreedPro EcoLevel 30	Latexplan Trade Fast, 3 - 10mm, 32/7N		Level IT Super 30, 2 - 15mm, 35/7N, 30min set ev	Stopgap 200 Smooth - acrylic 2 -15 (20mm filled), 30/7N	Tremco SX 500, 2 - 15mm, 30/10 ev		
ScreedPro Heavy Duty	Ultraplan Maxi, Water, 3 - 30mm, 35/8	Screedmaster Deep, water, 5 - 50mm, 35N		Stopgap 800 Wearcoat 5-15mm 40/10N	Tremco SX250 Unibase, Water, 3 - 50mm, 30/6 N		SLC 1900 Base, Water, 5 - 50mm, 25/6N, SLC 1550 Flex, water, 3-50mm, 25/7N
		Screedmaster Flex, 3 - 30mm 30/7N		Stopgap 600 Base, Water, 5 - 50mm, 30/7N			
ScreedPro FibreFlex	Ultraplan Renovation Screed, Water, 3 - 30mm, 28/5.5	FA600 Fibre Reinforced, water, 3 -15mm, 28.7N		Stopgap 700 Superflex 2-10mm 30/10N (Suitable for timber)	Tremco SX100 Unideck, water (fibres), 5 - 50mm, 30/10		
ScreedPro Level Floor			Level it 1				
ScreedPro Flow		Screedmaster Smooth, water, 1 -10mm, 30/7.5N	Level IT Smooth, Water, 3 - 10mm, 35/6, Level It 1, 3-50mm	Stopgap 300 HD 2 - 15mm (20mm filled) 35/7N			Professional SLC 1500 Commercial, Water, 4 - 25mm, 30/7N
ScreedPro Rapid 30						K15 HB, water 5-35mm, 35/8N	
				Fast Track 30, water, 2 - 10mm, 35/10N, WOT 30mins			
				Stopgap 700 Superflex, Water, 2 - 10mm, 30/10N WOT 60 mins		Ardex FA 20 for Timber, Water, 3 - 10mm, 30/9.5N	
					Tremco SX200 Unismooth, Water, 3 - 30mm, 35/8		
					Tremco X220, Water, up to 10mm, 25/nd N		
				Stopgap 100 rapid, Water, 2 - 10mm, 40/10N		A55, Water,feather - 10mm, 35/10N	
						Ardex K15 New, feather - 35mm, 35/9N	
ScreedPro Feather Finish	Planipatch with Latex Plus	Screedmaster Fine Finish	FeatherIt	Stopgap 500 Micro/ Red Bag	Feather Finish	Feather Finish	
ScreedPro Rapid Repair Mortar	Planipatch	Screedmaster Rapid Repair Mortar	PatchIt Rapid 45	Stopgap 400 Repair, Stopgap 460	Rapid Dry Speed Screed	Ardurapid 45	

Version 1 - Document will be updated as more information becomes available.

The specifications may not be identical as all manufacturer's have their own formulations.

Entries shown in the line above the comparative product may also be considered.

In all cases the first priority should be to check with the specifier or contractor what their requiremnts are and offer the appropriate Nicobond product accordingly.



One Coat Membrane

A one coat, two part epoxy resin surface DPM and heavy duty vapour suppressant.



Description

DPM One Coat Membrane is a single coat application, low viscosity and solvent free, two part epoxy resin surface damp proof membrane. Once the two components have been blended from the dual chamber pack to a uniform colour, the DPM produces a durable membrane which can be used in internal or external applications in domestic, commercial and industrial areas.

Our damp proof membrane is suitable for use on cementitious substrates which have high levels of relative humidity up to 98% (99.9% theoretical). It is highly effective as a suppressant of residual moisture in concrete and sand/cement screeds and is widely used prior to the application of levelling screeds, smoothing compounds and tile installations. It is ideal for power floating floors. Features superb chemical resistance but should not be considered as a DPM where hydrostatic pressure is a concern.



Internal



External



Under-Floor Heating



Flexible



Lifetime Guarantee

Product Characteristics

- Long Working Life
- Under Floor Heating
- Rapid Curing
- Easy Application
- Single Coat
- Easy Mixing

Product Features

- Thickness: 250 - 300 microns
- Curing time: 5 - 6 hours at 20°C
- Floor Coverings : When cured
- Working time: 45 - 60 mins

Application	Approximate Coverage Per Bag	Consumption per 100m ²
Dense Concrete	13.5m ²	8 buckets
Screed	12.5m ²	8 buckets

The table should be used for guidance purposes only and all information given can be affected by the substrate texture and absorbency. The coverage given is based on a smooth non absorbent subfloor.

Specification

Application Thickness Dry Film	250 – 300 microns
Working Life @ 20°C	45 - 60 minutes
Curing Time @ 20°C	Approx 5 – 6 hours
Curing Time @ 10°C	Approx 15 – 20 hours
Ready for Ceramic Tiles	When cured
Resilient floor coverings / LVT	When cured
Installation Temperature	Minimum 5°C
Storage Temperature	+5°C to 30°C
Service Temperature	-20°C to +80°C
Colour	Dark Grey
Packaging	5kg Dual Chamber Pack



Granite Chipping

Quality aggregate to add to our cement based smoothing and levelling compounds to provide increased strength and durability.



Description

Clean, dry graded basaltic chippings. Increases the bulk and strength of Nicobond smoothing & levelling compounds when these products are applied at bed thicknesses over 5mm (or in the case of Nicobond ScreedPro Flow, over 15mm and up to 50mm) In general Nicobond Granite Chippings are added in the ratio of approx 2 volumes of Nicobond flooring compounds wet mix to 1 volume of Nicobond Granite Chippings.



Internal



External



Lifetime Guarantee

Product Features

Graded Basaltic Chippings

Increases the Thickness of Smoothing & Levelling compounds

Product Characteristics

● Aggregate Size 4 - 6mm

● Low Dust Content

Available in: 20kg



Super Cleaning Crystals

A special detergent for cleaning old floors prior to laying new underlayments or tiles



Description

A white granular, crystalline, medium alkalinity detergent containing a high proportion of special surfactants. For removing dirt, fats, grease, oils and polish from all types of sub-floors, including things that would be attacked by solvent based cleaners, prior to the application of Nicobond Screed products.



Internal



External



Lifetime Guarantee

Product Features

Colour: White

Coverage: 20m²
(dependent on floor surface)

Available in: 8kg



Primer

An acrylic dispersion used for priming sand/cement screeds, concrete or render prior to applying Nicobond flooring or tiling products



Description

A white acrylic emulsion-based liquid for use prior to application of floor surfacing compounds. Specially formulated for preparing porous or difficult cementitious floors and walls prior to the application of adhesives, screeds and surfacing compounds. By reducing porosity of surfaces Nicobond Primer increases adhesion of cement based adhesive and surfacing compounds. Dries transparent and does not stain.



Internal



External



Water Resistant



Swimming Pools



Lifetime Guarantee

Product Features

Colour: White liquid

Drying Time: 1 - 2hrs

Available in: 5, 1ltr



Sub-Floor Preparation and Moisture Control

It is paramount that the sub-floor is in the appropriate condition prior to the installation of the smoothing underlayment and subsequently, the floor covering. The success of the installation may be reliant on the preparation of the sub-floor so is a vital part of the flooring system.

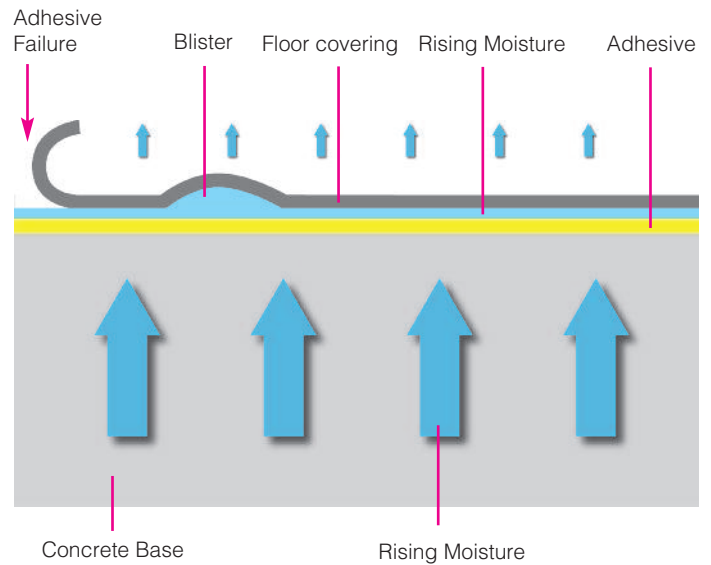
We offer a broad range of high quality sub-floor preparation solutions and equipment for this purpose.



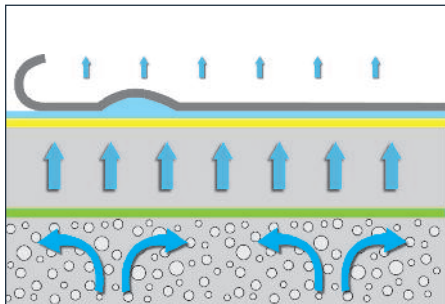
The majority of today's flooring materials use water-based formulations over traditional solvent based solutions. Excess moisture can cause installation failure if preventative measures are not taken.

A newly poured concrete slab is usually the slowest drying element in a building as it contains a significant amount of moisture. It is therefore essential to be able to determine the moisture content accurately to ensure the success of the floor installation.

It is also imperative that Anhydrite (Calcium Sulphate) Screeds are moisture tested prior to the application of any finished surface. It has a fast walk on time but returns a lot of moisture which can cause the failure of tiled or vinyl installations.



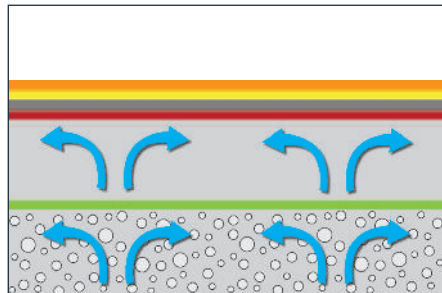
Avoiding Installation Failures



Premature installation

Demanding schedules increase the risk of the floor covering being installed prior to the screed drying to the required level.

Premature installation of the floor covering will prevent the release of moisture from the concrete resulting in trapped moisture, causing blisters or even the failure of the adhesive, resulting in separation and time consuming and potentially expensive remedial works.



Use of flooring membranes

Damp proof membranes restrict damp from passing through the concrete subfloor. If the DPM does not exist or is damaged, moisture rises to the surface, which without a waterproof surface membrane, can affect the adhesion of the floor covering.

A waterproof surface membrane creates a film which forms a barrier that restricts the passage of moisture and allows a controlled passage of water vapour. Use of a Surface Proof Membrane helps to protect the sub-floor.



Measurement is key

It is impossible to detect moisture without the use of equipment as it is not always visible to the eye and may conceal moisture that is being released over time.

Sub-floor Moisture Control

A key aspect of sub-floor preparation, our non-destructive moisture testing equipment allows you to determine accurately the moisture levels of your screed or concrete floor. British Standards BS8201, BS8203, BS5325 (see page 8 for full list) states that the floor must be sufficiently dry to allow for installation of a resilient floor covering

Moisture Testing

Establish the presence of or absence of moisture levels in the screeded floor using one of our Nicobond Moisture meters.

It is recommended to use at least two Digital Hygrometers, irrespective of the room size in order to accurately assess the condition of the floor. Switch unit on once entrapped air reaches moisture equilibrium.

If moisture is indicated, further investigation is required.

Humidity Testing

Our Nicobond Digital Hygrometer is an insulating box that incorporates a hygrometer that accurately measures the relative humidity and air temperature.

Place your Nicobond Digital Hygrometer's around the room, approximately 50m apart. Switch unit on once entrapped air reaches moisture equilibrium.

Refer to the Nicobond Technical Data Sheet prior to use. If RH is under 75%, installation of the floor covering can commence.

Floor Treatment *(if required)*

If the floor achieves a reading lower than 75% RH, proceed with fitting.

However, if the reading is above 75% RH, there is still moisture in the sub-floor. Apply Nicobond Damp Proof Membrane, which is a single coat, water surface damp proof membrane and vapour suppressant.

Nicobond DPM controls residual moisture prior to the application of smoothing underlayments or floor coverings.

Moisture Meters

Our Nicobond Moisture Meters are easy to use and can readily determine the areas with greatest percentage of moisture within a subfloor or screeding compound.



Measures moisture in wood surfaces

Measures moisture in concrete / hard floors

Digital Hygrometer

An effective, portable and re-usable digital hygrometer which is designed for measuring the relative humidity within screeds and in particular Anhydrite / Calcium Sulphate screeds.



Digital Hygrometer



Hygro-Box/Digital Probe

DPM One Coat Membrane

A two part epoxy resin surface DPM and vapour suppressant which is supplied in a functional dual chamber container and is used to form a barrier to restrict the passage of moisture.



Moisture Meter Kit

Ideal for assessing the moisture content of a variety of construction materials.



Description

Our professional Nicobond Moisture Meter Kit offers a complete solution for measuring moisture and dampness values as a percentage within various substrates and materials, such as concrete, screed, smoothing compounds, soft wood, hard wood and plaster.

Includes a general purpose probe, heavy duty hammer probe and a pack of pins for each instrument.

General Purpose Probe

This standard, general purpose, two pin (12.7mm spacing) moisture meter probe is ideal for measuring moisture in a variety of building materials.



Heavy Duty Hammer Probe

Designed for measuring moisture in wood and similar materials. The two pin's insulated shank ensures measurements are taken at the pin tip, allowing varying of depth measurements.



Deep Wall Probe

With it's insulated deep wall/floor probe, the probe can measure moisture deep within walls and floors, regardless of surface dampness. The insulated shanks should be inserted into pre-drilled holes.

Note: The deep wall probe is not supplied in the kit and is only available as an optional extra



Scale	Mode	Display Icon	Range	LED Display		
				Green	Amber	Red
1	Wood 1	W1	6.0-40.0%	<14%	14-20%	>20%
2	Wood 2	W2	8.0-40.0%	<14%	14-20%	>20%
3	Plaster	P1	0.1-15.0%	<1%	1-3%	>3%
4	Concrete	C1	0.5-12.0%	<2.5%	2.5-4%	>4%
5	Linear/Reference	Lin	0-1000	<375	375-575	>575

The table should be used for guidance purposes only and all information given can be affected by the substrate texture and absorptency. The coverage given is based on a smooth non absorbent subfloor.

Specification

Range	scale 1 – wood 1	6.0 to 40.0%
	scale 2 – wood 2	8.0 to 40.0%
	scale 3 – plaster	0.1 to 15.0%
	scale 4 – concrete	0.5 to 12.0%
	scale 5 – linear	0 to 1000
Resolution	0.1% or 1 (Linear Scale)	
Accuracy	±1% moisture content	
Battery & battery life	3 x 1.5 volt AAA – 350 hours	
Display	12mm LCD	
Dimensions	25 x 56 x 128mm	
Weight	130 grams	

Digital Hygrometer

A calibrated digital hygrometer box for carrying out moisture tests on concrete floors and screeds prior to the installation of floor coverings.



Description

The N&C Digital Hygrometer is an insulated humidity box that incorporates a thermo hygrometer that indicates both relative humidity and air temperature. The box is used for non-destructive moisture testing on concrete, anhydrite screeds and other floors.

For accurate results, tests should be carried out after the internal conditions of the building in which the slab is located have been at normal service temperature and humidity for at least 48 hours prior to commencement of testing.

Ensure that all artificial aids used to accelerate the drying of the slab and the underfloor heating are turned off at least 4 days (96 hours) prior to taking the final readings.

Product Characteristics

- Displays Temperature & Humidity
- No Calibration Required
- Simple to Use
- Reliable/Accurate
- 8m Butyl Tape

Product Features

Calibrated to: 75% RH at 20°C

Humidity:
Range 0% - 99% RH

Accuracy +/- 5% RH

Temperature:
Range 0°C - 49.9°C

Accuracy +/- 1°C

British Standards
BS8201 - BS8203 - BS5325

Specification	Temperature	Humidity
Range	0 to 49.9°C	0 to 99%rh
Resolution	0.1°C	1%rh
Accuracy	±1°C	±5%rh
Sensor type	Thermistor	Capacitance
Display	Dual custom LCD	
Dimensions	200 x 200 x 50mm	
Weight	42 grams	



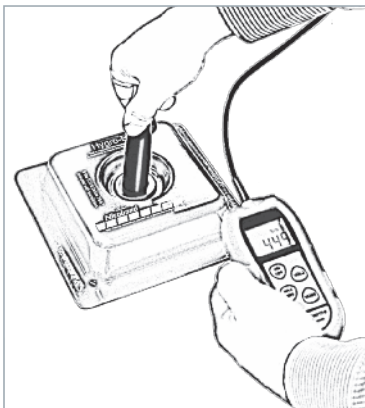
Hygro - Box

An insulated humidity box for measuring relative humidity or temperature.



Description

The Nicobond Hygro-Box is an insulated humidity box, with a top opening round grommet, Simply insert the Nicobond Therma Probe to measure the relative humidity or temperature. The Hygro-Box is used for non-destructive moisture testing on concrete, anhydrite screeds and other floors. Includes 8m Butyl tape for sealing.



Specification

Dimensions	200 x 200 x 50mm
Usage	Solely used with Nicobond Therma Probe

Solely for use with
Nicobond Therma Probe.

Therma Probe

An easy to use relative humidity and air temperature measuring instrument.



Description

The Nicobond Therma Probe is an easy to use, relative humidity and air temperature measuring instrument for use with the Nicobond Hygro Box.

The unit measures %rh over the range of 0 to 100%rh with a resolution of 0.1%rh and temperature over the -20 to 70°C (120 to 50°C with fixed probe) with a resolution of 0.1°C.

The Therma Probe incorporates a custom LCD, displaying %rh, °C/°F, dew point indication, max/min and hold.

Specification	Temperature	Humidity
Range	-20 to 50/70°C	0 to 100%rh
Resolution	0.1°C/°F	0.1rh
Accuracy	±1°C ± 1 digit*	±2% (10 to 90%rh)
Hysteresis	n/a	±1%rh
Sensor type	Silicone bandgap	Capacitance
Display	12mm LCD	
Dimensions	25 x 56 x 128mm	
Weight	130/180 grams	

*accuracy ±1 °C over the range 5 to 45 °C otherwise ±1.7 °C

Product Features

Case Material:	ABS plastic
Display Type:	LCD digital
Power Source:	Battery powered
Max/min Function:	Yes

Nicobond Flooring Adhesives

A comprehensive range of high performance flooring adhesives specifically formulated for the professional flooring contractor. A range of adhesives including tackifiers and sprays for the installation of carpet, carpet tiles, vinyl sheet, luxury vinyl tiles and PVC fittings in commercial and domestic environments.

High quality formulations and market leading handling characteristics are standard throughout the range. The products are available ex stock for next day, free of charge delivery, with no minimum order quantity.



Multi-Purpose Flooring Adhesive

A superior performing, high solids, water based floor covering adhesive offering fast wet grab and a strong final bond. Suitable for use in domestic, commercial, clinical & biological areas

Description



Multi-Purpose Adhesive is a superior performing high solids, water based floor covering adhesive offering a fast wet grab and strong final bond. The adhesive is suitable for adhering a wide range of carpets and some vinyl's. Multi-Purpose Adhesive is also designed to suit carpets with hard to bond synthetic backings, such as latex/unitary, action-bac and jute hessian back.

Multi-Purpose Adhesive can be used in domestic, commercial and industrial areas. It is ideal for use in schools, offices, restaurants, care homes, shops, showrooms, warehouses etc.



Internal



Under-Floor Heating



Flexible



20 - 40 mins



Lifetime Guarantee

Product Characteristics

- Fast Wet Grab
- Strong Bond
- Aqueous Emulsion
- Easy to Spread
- Non Staining
- Ideal for vinyls and carpets

Product Features

Coverage:

3m² per kg depending on tool used and absorbency of subfloor.

Open Time: 20-40 minutes

Viscosity: 70,000-90,000 cps

Working Time: 20 - 40 mins

Specification

Colour	Off White
Type	Aqueous Emulsion
Coverage	3m ² per kg depending on tool used and absorbency of subfloor.
Application	V Notched Trowel
Open Time	Approx 20-40 minutes at 20°C
Viscosity	Approx 70,000 – 90,000 cps at 20°C
Installation Temperature	Minimum 10°C
Packaging	5, 15kg

Available in: 5-15kg



Acrylic Flooring Adhesive

A premium, superior performance, solvent free acrylic emulsion based flooring adhesive for bonding a wide range of hard/resilient floor coverings.



Description

A solvent free acrylic emulsion based flooring adhesive. Nicobond Acrylic Adhesive is a superior flooring adhesive for bonding a wide range of hard/resilient floor coverings. Exceptionally easy to spread and with a long open time, the adhesive provides early tack and minimum slip, quickly building to a strong permanent bond. It is non-staining and has excellent resistance to plasticiser migration.

Acrylic Adhesive can be used in domestic, commercial and industrial areas. It is ideal for use in schools, offices, restaurants, care homes, shops, showrooms, warehouses etc.



Internal



Flexible



Under-Floor Heating



60 mins



Lifetime Guarantee

Product Characteristics

- Solvent Free
- Acrylic Emulsion
- Non Staining
- Easy to Spread
- Early Tack
- Ideal For Vinyl and Carpets
- Resistant to Plasticiser Migration

Product Features

Coverage:

3m² - 5m² per kg depending on tool used and absorbency of subfloor.

Open Time: 60 minutes

Viscosity: 45,000cps at 20°C

Specification

Colour	Off White
Type	Acrylic Emulsion
Coverage	3m ² - 5m ² per kg depending on tool used and absorbency of subfloor.
Application	V Notched Trowel
Open Time	Approx 60 minutes at 20°C
Viscosity	Approx 45,000 cps at 20°C
Installation Temperature	Minimum 10°C
Packaging	5, 15kg



Pressure Sensitive Flooring Adhesive

A solvent free acrylic polymer emulsion adhesive that is non staining and designed to give an initial strong grab and a high bond strength.

Description



Pressure Sensitive Adhesive is a solvent free acrylic polymer emulsion that is non staining and protected against biodegradation and is designed to give an initial strong grab and high bond strength.

Nicobond Pressure Sensitive is versatile and can be used as a wet-bond, pressure sensitive or contact adhesive onto absorbent subfloors and as a pressure sensitive or contact adhesive onto non-absorbent subfloors. Pressure Sensitive Adhesive can be used in domestic, commercial and industrial areas. It is ideal for use in schools, offices, restaurants, care homes, shops, showrooms, warehouses etc.



Internal



Flexible



Under-Floor
Heating



20 mins



Lifetime
Guarantee

Product Characteristics

- High Bond Strength
- Non Staining
- Acrylic Polymer Emulsion
- Resistance to Plasticiser Migration
- Protected Against Bio-degradation
- Easy to Spread

Product Features

Coverage:

4 - 6m² per kg depending on tool used and absorbency of subfloor.

Open Time: 20-40 minutes

Viscosity: 30,000-40,000 cps

Specification

Colour	Off White
Type	Acrylic Emulsion
Coverage	4-6m ²
Application	V Notched Trowel
Open Time	Approx 20-40 minutes at 20°C
Viscosity	Approx 30,000 – 40,000 cps at 20°C
Installation Temperature	Minimum 10°C
Packaging	5, 15kg



Contact Flooring Adhesive

A multi-purpose contact adhesive with excellent heat resistance that forms strong permanent contact bonds.



Description

Nicobond Contact Adhesive is a multi-purpose contact adhesive based on polychloroprene that forms a strong, permanent contact with excellent heat resistance between a variety of materials.

Contact Adhesive can be used in domestic, commercial and industrial areas, the product is ideal for fixing skirtings, cappings and copings.



Internal



Flexible



Under-Floor Heating



20 mins



Lifetime Guarantee

Product Characteristics

- Instant Dry Bond
- Permanent Contact Bond
- Fast Drying
- Suitable For Vertical Applications
- Easy To Apply With Brush Or Fine Trowel

Product Features

Coverage:

3-4m² per kg depending on tool used and absorbency of subfloor.

Open Time: 20 minutes

Viscosity: 5000 – 7000 cps at 20°C

Flash Point: -8°C (Closed Cup)

Specification

Colour	Beige
Type	Viscous Liquid
Coverage	3m ² - 4m ² per kg depending on tool used and absorbency of subfloor.
Application	Paint Brush / Paint Roller / Spreader
Open Time	20 minutes
Viscosity	5000 – 7000 cps at 20°C
Installation Temperature	Minimum 10°C
Packaging	5 ltr

Check with floor covering manufacturer for suitability of use with highly plasticised pvc floor coverings.



Surface Tackifier Flooring Adhesive

A solvent free modified acrylic emulsion adhesive designed to provide a permanently tacky film for the positive holding of floor coverings with felt, bitumen and polymer backings.



Description

Surface Tackifier is suitable for bonding PVC backed, polyurethane foam backed, felt backed, needle-punch and fibre bonded carpets, pvc/glass fibre backed, hessian backed and other polymer backings. It is ideal for carpet tiles enabling them to be easily replaced as required.

Surface Tackifier can be used in domestic, commercial and industrial areas. It is ideal for use in schools, offices, restaurants, care homes, shops, showrooms, warehouses etc.



Internal



Flexible



Under-Floor
Heating



Lifetime
Guarantee

Product Characteristics

- Solvent Free
- Acrylic Emulsion
- Non Staining
- Easy Peel-able Release System
- Easy to Spread

Product Features

Coverage:

6 - 10m² per kg depending on tool used and absorbency of subfloor.

Open Time: 20 minutes

Drying Time: 8 - 12 hours

Specification

Colour	Off White
Type	Acrylic Emulsion
Coverage	6m ² - 10m ² per kg depending on tool used and absorbency of subfloor.
Application	Paint Brush / Paint Roller
Open Time	Allow to dry approx 30 minutes at 20°C
Viscosity	Approx 8,000 cps at 20°
Installation Temperature	Minimum 10°C
Packaging	5, 25kg



Heavy Duty Spray Adhesive

A versatile heavy duty aerosol spray adhesive for fast track applications, bonds a wide variety of materials and is economical to use.



Description

Heavy Duty Spray gives a rapid bond formation and with its foaming formula for low soak in, it is ideal to use on a variety of materials including wood, concrete, stone, tiles, rubber, foam, metals, rigid plastics, polyethylene, canvas fabrics, cardboard, paper and cork, and may also be used for foam bonding, upholstery, automotive, carpets, trim. It is also ideal for fixing polyethylene sheeting for enclosures prior to asbestos removal, for fixing thermal insulation and for packaging applications such as palletising or case sealing.



Internal



Flexible



Lifetime
Guarantee

Product Features

Application Temp: +5°C to +40°C

Drying Time: 2-5 minutes

Product Characteristics

- CFC Free Aerosol Adhesive
- Rapid Bond Formation
- Synthetic Rubber/Resin
- Bonds to Variety of Materials
- Easy - Flo Variable Valve

Available in: 500ml



Sprayable Contact Adhesive

A multi-purpose, high strength, low odour spray adhesive designed to create a permanent strong bond.



Description

Nicobond Sprayable Contact Spray Adhesive is a multi-purpose adhesive that will bond a wide variety of substrates, including wood, metals, rubber, fabric, pvc, most plastics cardboard, polythene and concrete, as well as decorative laminates.

It can also be used to bond expanded polystyrene when forming a bond to a different substrate (do not spray onto expanded polystyrene).



Internal



Flexible



Lifetime
Guarantee

Product Features

Application Temp: +5°C to +40°C

Drying Time: 2-5 minutes

Coverage: 2.5m²

(Typical Coat Weight of 25gm²)

Product Characteristics

- CFC Free Aerosol Adhesive
- High Grab Formula
- Excellent Initial Bond Strength
- Synthetic Rubber/Resin

Available in: 500ml

Check with floor covering manufacturer for suitability of use with highly plasticised pvc floor coverings.



In-screed Underfloor Heating Cable (6mm)

The 6mm red heating cable that is perfect for new build or major renovation scenarios where a 65mm screed is going to be laid.



Description

A robust and cost-effective heating cable designed for new build and major renovation projects, where a 65mm screed will be laid. The cable is perfect for providing energy-efficient room heating and floor warming beneath nearly any floor covering and is fast to install and adds no build height to the construction.

Commonly fitted in new build flats as, the system is suitable for nearly any floor covering and is Part L compliant to provide an energy-efficient heating system.




Internal



Flexible



Under-Floor Heating



Product Characteristics

- Outer Insulation PVC(105) 90°C
- Earth Protection 100% Aluminium Earth Shield
- Cable Reinforcement Fibreglass Strands

Product Features

Coverage: @125W/m² 1.0m²-28.2m²
@ 175W/m² 0.7m²-20.1m²

Usage: New build & major renovations

Floorcoverings: Suitable for most floor coverings

Specification

Supply Voltage	240V+/- 10%
Output range	120W-3530W
Maximum load	22W/m
Standard range	10.5m-150.0m
Coldtail lead	2m double insulated cable
Wire thickness	6mm
Cable flexibility	Minimum radius 50mm
IP Rating	IPX7

Length	Wattage	Resistance	175W/m ² c-c 12.5cm	150W/m ² c-c 15.0cm	125W/m ² c-c 17.5cm
5.8m	120 W	464 Ω	0.7 m ²	0.8 m ²	1.0 m ²
10.0m	220 W	265 Ω	1.3 m ²	1.5 m ²	1.8 m ²
15.0m	330 W	176 Ω	1.9 m ²	2.2 m ²	2.6 m ²
20.0m	440 W	132 Ω	2.5 m ²	3.0 m ²	3.5 m ²
25.0m	550 W	105 Ω	3.1 m ²	3.7 m ²	4.4 m ²
30.0m	640 W	89Ω	3.6 m ²	4.4 m ²	5.1 m ²
36.0m	750 W	76 Ω	4.3 m ²	5.1 m ²	6.0 m ²
44.0m	950 W	61 Ω	5.4 m ²	6.5 m ²	7.6 m ²

Length	Wattage	Resistance	175W/m ² c-c 12.5cm	150W/m ² c-c 15.0cm	125W/m ² c-c 17.5cm
50.0m	1070 W	54 Ω	6.1 m ²	7.3 m ²	8.6 m ²
64.0m	1380 W	42 Ω	7.8 m ²	9.4 m ²	11.0 m ²
71.0m	1530 W	38 Ω	8.7 m ²	10.4 m ²	12.2 m ²
84.0m	1800 W	32 Ω	10.2 m ²	12.2 m ²	14.4 m ²
101.0m	2190 W	26 Ω	12.4 m ²	14.9 m ²	17.5 m ²
130.0m	2770 W	21 Ω	15.7 m ²	18.8 m ²	22.2 m ²
163.0m	3530 W	16 Ω	20.1 m ²	24.0 m ²	28.2 m ²





Nicobond Skid Leveller

Adjustable stainless steel blade with two end skids, ideal for rough and uneven floors.

24" skid leveller F6102052



Nicobond Pin Leveller

Made from heavy gauge aluminium and has a slotted steel blade for setting various depths.

24" pin roller F6102050



Nicobond Spikey Roller

For the aeration of screeds and for levelling smoothing underlayments and coatings to the required depth.

12" - 11mm spike	F0000116
18" - 11mm spike	F0000119
12" - 22mm spike	F0000114
18" - 22mm spike	F0000115
12" - 31mm spike	F0000120
18" - 31mm spike	F0000121



Nicobond Spikey Shoes

Nailed spiked aeration shoes used when applying smoothing underlayments.

One size fits all F6102050



Nicobond Extendable Handle

For use with spikey rollers, pin leveller, skid leveller.

Plastic handle F0000140



Nicobond Wooden Handle

For use with Spikey Rollers, Pin Leveller, Skid Leveller.

Wooden handle F0000113



Nicobond Angled Double Arm Roller Frame

Roller frame for use with 12" refills.

12" x 1 3/4"	D8024860
Medium pile refill	D8024872



Nicobond Screeding Trowel

A smoothing underlayment finishing trowel with a heavy square edge gauge steel blade.

Screeding trowel F6102016



Nicobond Smoothing Trowel

A screed finishing trowel properly shaped and tempered.

Round edge F6102055



Nicobond Bucket Trowel

Ideal for removing mortar/adhesive from a bucket of similar containers.


Bucket trowel 160mm N2540066



Nicobond Notched Trowel Handle

Interchangeable handle for use with notched trowel blades.

Trowel handle F6102020



Nicobond Notched Trowel Blades

Used to spread and comb flooring adhesive.

2mm blade	F0000031
1.5mm blade	F0000032
1mm blade	F0000033



Nicobond Pajarito Drill Cage Whisk

Creates a smooth mix with less splatter and helps reduce trapped air.

Pajarito drill cage whisk F6102054



Nicobond Mixing Paddle

An all purpose mixing paddle, generates a thorough mix action

500x100mm N2540144



Nicobond Heavy Duty Cage Whisk

Specially designed for mixing smoothing underlayment compounds.

Heavy duty cage whisk F6102053



Nicobond Flexible Mixing Buckets

● Multi-use flexible buckets ideal for pouring, mixing, carrying and storing

40 Litre Bucket	N2540160
26 Litre Bucket	N2540158
12 Litre Bucket	N2540156



Nicobond Heavy Duty Bucket

● Heavy duty construction with pouring lip. Used for measuring water.

Heavy Duty Builders Bucket	
3g/15 Litre	N2540152



Nicobond Heavy Duty Knee Pads

● Tough wearing pads that protect knees from abrasion.

Heavy Duty Knee Pads	N2540146
----------------------	----------



Nicobond Lino Roller

● Used to eliminate air pockets under floorcoverings and to enhance the adhesive bond.

68kg roller	F6102056
-------------	----------



Nicobond Extension Wall Roller

● For rolling vinyl floorcoverings, carpet and wall coverings.

Extension Wall Roller	F6102021
-----------------------	----------



Nicobond Hand Scraper

● Suitable for removing stubborn debris from floors, walls, & surfaces.

Hand Scraper	N2540198
--------------	----------



Nicobond Grinding Stone

● D-Shaped handle which is used to remove trowel marks or high spots from screed.


205 x 105mm	F0000122
-------------	----------



Nicobond Shark Knife

● A smooth aluminium finish, positive grip and easy blade replacement.

Knife and holster	F0000068
-------------------	----------



Nicobond Straight Blades

● For cutting and trimming in all types of floorcoverings

Heavy Duty Blades	F6102002
-------------------	----------



Nicobond Hooked Blades

● Reversible double hook with point. Used for penetrating and cutting plastic sheeting

Hooked Blades	F6102006
---------------	----------



Nicobond Concave Blades

● Primarily used for precision cuts and where accuracy is paramount.

Concave Blades	F6102008
----------------	----------



Nicobond Long Handled Floor Scraper

● Ideal for the removal of vinyl floor, floor tiles.

Floor scraper	F0000028
---------------	----------



Nicobond Long Handled Scraper Blades

● Spare blades for long handled scraper

12" blades	F0000029
------------	----------



Nicobond Hand Scraper 12"

● For stripping large areas of flooring. Extra long handle for better leverage

12" Blade	F0000026
-----------	----------



Nicobond Hand Scraper Blades

● Spare blades for hand scraper

14mm pack of 10	F0000019
18mm pack of 10	F0000020



Nicobond Quarter Moon Knife With Rubber Handle

● For trimming excess vinyl weld rod/hot-melt tread flush to surface.

Quarter moon knife F0000021



Nicobond Quarter Moon Knife With Wooden Handle

● For trimming excess vinyl weld rod/hot-melt tread flush to surface.

Quarter moon knife F6102010



Nicobond Quarter Moon Knife Trim Plate

● Trim plate for quarter moon knife guides the knife along the rod and holds the knife edge off the surface.

Trim plate F0000022



Nicobond Leather Sheath For Quarter Moon Knife

● Leather sheath for quarter moon knife

Sheath F6102047



Nicobond Lino/Tucking Knife

● Curved blade slices linoleum, vinyl, sheetgoods and carpet, plus tucking carpet behind gripper.

Plastic handle F0000072



Nicobond Lino/Tucking Knife

● Curved blade slices linoleum, vinyl, sheetgoods and carpet, plus tucking carpet behind gripper.

Wooden handle F0000087



X-Acto Heavy Duty Handle

● X-Acto type heavy duty handle for Graphic Arts and Flooring.

X-Acto handle F0000048



Nicobond Tape Measure

● For taking interior exterior dimensions

5mt tape Measure N2540150



Nicobond Carpet Cutter Jute

● Suitable for cutting jute, hessian or action backed carpets.

Carpet Cutter F0000080



Nicobond Carpet Clamp

● Aluminium construction

Carpet Clamp F0000085



Nicobond Large Stair Tool

● Carpet fitter stair tool bolster chisel

75mm F0000034



Nicobond Gripper Shears

● These gripper shears you can cut carpet gripper to fit the contours of any room

Gripper Shears F0000065



Nicobond Grooming Roller

● Ideal compliment tool when carpet seam joining.

180 125mm F0000084



Nicobond Stick-it

● A ready to use gap filling adhesive

380ml Stick-it N1741000
Skeleton Gun 400ml N2540146



Nicobond Protection Board

● Manufactured from polypropylene giving an all round protection on site.

2400 x 1200mm sheet N5100050
50 x 1m roll N5100075



Nicobond Fire Protection Board

● Fire Retardant grade is fully approved to LPS 1207 and meets the LCPB standards.

2400 x 1200mm sheet N5100100



Leister Welding Kit 230v

● 230v Leicester "Triac ST" Weld Gun
Acorn Nozzle, 5mm Speedweld Nozzle
P-Type Groover, Pressure Roller,
Crescent Knife, Crescent Knife Guide

230v Welding kit F0000027



Leister Welding Kit 110v

● 110v Leicester "Triac ST" Weld Gun
Acorn Nozzle, 5mm Speedweld Nozzle
P-Type Groover, Pressure Roller,
Crescent Knife, Crescent Knife Guide

110v Welding kit F0000045



Leister Triac ST Welding Gun

● Robust hot air tool for welding and
shrinking plastic, comes complete
with nozzle

230 Triac Welding Gun F6102011



Leister Triac ST Welding Gun

● Robust hot air tool for welding and
shrinking plastic, comes complete
with nozzle

110v Triac Welding Gun F0000024



Nicobond Acorn Nozzle for Leister Welding Gun

● Fits on the heat gun to take nozzle
fitments

Acorn nozzle F0000025



Nicobond Speed Nozzle 5mm

● The spare element is for the Leister
110v hot air welder

Element 230v F0000043



Element (for vinyl floor welder)

● The spare element is for the Leister
110v hot air welder

Element 230v F0000043
Element 110v F0000042



Makita Paddle Mixer

● Maximum mixing capacity 50kg

110v (1050w) H9600700
240v (1300w) H9600702



Altro Grooving Handle

● Used to cut the welding groove in
Altro safety flooring.

65 x 6mm F6102035
Grooving bar F6102033



Nicobond Square Blades

● Square router flooring blades
internal.

Pack 2 F6102040



Nicobond Round Blades

● Round router flooring blades
internal

Pack 2 F6102038



Nicobond Diamond Blades

● Diamond router flooring blades
internal.

Pack 2 F6102039



Nicobond Short Scriber

● Short Scriber

Scriber F0000051
Replacement Needles
Pack of 2 F0000076
Pack of 5 F0000075



Nicobond P Type Groover

● The P Type groover is a tool the
hard floor layer, used to cut a groove
in hard or safety flooring prior to
welding the flooring sheets together.

Groover F6102042
Blades pack 6 F6102043



Nicobond Brass Pressure Roller

● Tool for pressing weld rod when
installing vinyl weld hard flooring.

80mm F0000049



Nicobond Steel Hand Roller

● Ideal for smaller areas needing the
weight for an even pressure

Wheel 50 mm F0000050

Flooring Solutions Guide

Nicobond offer unrivalled expertise and experience in providing solutions to help overcome different types of flooring problems, from day to day common issues, to the most challenging of installations where product performance and quality are vital.

N&C Nicobond offer invaluable technical expertise and advice for clients to ensure ultimate in confidence, reliability and performance.



Sub-Floor Preparation

The condition of the subfloor prior to installation has a direct influence on the success of the project and overall performance of the floor finish. It is therefore vital that the relevant British Standards Code of Practice are consulted to ensure the correct sub-floor preparation is undertaken. Inadequate or improper preparation can lead to installation failure at a later date. The condition of the base must be investigated and any necessary repair or preparation carried out prior to the application of the floor covering.

Testing the moisture in the screed is an important part of the preparation process. Nicobond has introduced a range of sophisticated moisture measuring equipment to effectively perform these tests. All substrates can be analysed, be it concrete, wood or plaster using our Nicobond Hygrometers or pin type Nicobond Moisture Meter. Based on the information the floors may require treatment With Nicobond Primer and/or Nicobond Surface Damp Proof Membrane.

Concrete & Sand/Cement Screeds

Concrete and sand/cement screeds must be dry and any laitance or surface treatments removed.

Sand/Cement screeds must have a moisture reading of less than 75% RH for resilient floor coverings and 65% for wood floor coverings before work can begin.

Allow approximately 1 day per mm for drying of new screeds. It is also advised to prime sand/cement screeds to maintain a good flow and prevent air bubbles rising to the surface.

Porous surfaces may need more than one coat. Prime with Nicobond Primer diluted at 4 parts water to 1 part Nicobond Primer.

Power Floated Concrete

The surface should have been allowed to dry for at least six weeks. Power Floated Concrete can have a loose top layer and in some cases laitance once it has dried. Mechanically remove any laitance or surface treatments. All dust and debris must be removed using a vacuum.

Ceramic, Quarry & Porcelain Tiles

The surface must be clean, dry, secure and free from dirt and dust. Use ScreedPro Feather Finish to fill in the grout joints to make the surface level prior to priming and applying the appropriate ScreedPro underlayment.

Under-floor Heating

Under-floor heating must be switched off 48 hours before and after application. When switching on start with a low temperature, gradually increasing it to its operating temperature at a rate of 5°C per day.

Undertile Heating

Use ScreedPro FibreFlex to encapsulate undertile heating systems over plywood up to a maximum of 10mm.

Flooring Grade Asphalt

The surface must be clean, secure and free from dirt and dust. A minimum application of 3mm (maximum 6mm) of the appropriate ScreedPro underlayment will be required.

Vinyl Tiles

Existing hard vinyl tiles must be secure and adhered to the sand/cement or concrete substrate to which the vinyl tiles was originally applied. The surface must be clean, sound and free from dirt and dust.

Floorboards and T/G boarding

Tongue and groove boards must be screwed down to the joists every 150mm to provide a rigid and flat surface. Ensure the substrate is strong enough to support the leveller, adhesive and final floor covering. Ensure there is sufficient ventilation beneath the substrate.

Plywood Overlays


The plywood must be 5.5mm or thicker screwed/ring nailed at 150mm centres in the middle (grid style) and 100mm centres around the edges.

Use ScreedPro Feather Finish to fill in the joints etc prior to applying the appropriate ScreedPro underlayment.

Calcium Sulphate Screed

These screeds are particularly susceptible to moisture and must be tested for moisture content using our Nicobond Hygrometer. Calcium Sulphate Screeds can be force dried in accordance with the manufacturer's instructions. It is considered good practice to always mechanically abrade the surface to remove any laitance, resulting dust being collected by vacuum. If a cement based underlayment is being used for levelling, then priming with Nicobond Primer is essential. The use of Nicobond ScreedPro All Purpose being an OPC free formulation with rapid drying and rapid setting properties coupled with a lower compressive strength make this a suitable underlayment.

Floor coverings onto concrete/cement screed



1. Ensure the concrete base or Cement screed has fully cured and is clean, sound and dry.
2. A damaged floor may be made good using ScreedPro Rapid Repair Mortar
3. If the sub-floor is porous, prime with diluted Nicobond Primer in the ratio of 4 volumes of water to 1 volume of Nicobond Primer and allow to dry.
4. Apply the selected underlayment according to the instructions.
5. Install floor covering using the appropriate flooring adhesive.

Suspended floor or direct to ground base must have an effective damp proof membrane installed. It is essential to measure the moisture content of the sub-floor using the appropriate moisture testing equipment. If the sub-floor is dense concrete, prime using neat Nicobond Primer and allow to dry.

Recommended Screeds



ScreedPro
EcoLevel 30

ScreedPro
Rapid30

ScreedPro
Latex

Alternative Screeds



ScreedPro
Flow

ScreedPro
Fibreflex

ScreedPro
Heavy Duty

Featured Products



Nicobond
Primer

ScreedPro
Rapid Repair

Flooring Adhesives



Multi-Purpose
Flooring Adhesive

Acrylic
Flooring Adhesive

Pressure Sensitive
Flooring Adhesive


Contact
Flooring Adhesive

Sprayable
Contact Adhesive

Heavy Duty
Spray Adhesive

Surface Tackifier
Flooring Adhesive

Floor coverings onto concrete/cement screed with one coat surface damp proof membrane



1. Ensure the concrete base or Cement screed has undergone initial curing and is clean, sound and dry.
2. If the floor shows unacceptable levels of moisture then treat the surface with Nicobond One Coat Surface DPM in accordance with instructions.
3. Once the DPM has cured apply a neat layer of Nicobond Primer and allow to dry.
4. Apply the selected underlayment according to the instructions.
5. Install floor covering using the appropriate flooring adhesive.

DPM this is a damp proof membrane and vapour suppressant designed to allow early application of smoothing underlayments. Floors or direct to ground bases must have an effective damp proof membrane installed. It is essential to measure the moisture content of the sub-floor using the appropriate moisture testing equipment.

Recommended Screeds



ScreedPro
EcoLevel 30

ScreedPro
Rapid30

ScreedPro
Latex

Alternative Screeds



ScreedPro
Flow

ScreedPro
Heavy Duty

ScreedPro
All Purpose

Featured Products



Nicobond
Primer

DPM
One Coat Membrane

Flooring Adhesives



Multi-Purpose
Flooring Adhesive

Acrylic
Flooring Adhesive

Pressure Sensitive
Flooring Adhesive


Contact
Flooring Adhesive

Sprayable
Contact Adhesive

Heavy Duty
Spray Adhesive

Surface Tackifier
Flooring Adhesive

Rapid drying and rapid setting for fast track installations



1. Ensure the concrete base or Cement screed has fully cured and is clean, sound and dry.
2. A damaged floor may be made good using ScreedPro Rapid Repair Mortar.
3. If the sub-floor is porous, prime with diluted Nicobond Primer in the ratio of 4 volumes of water to 1 volume of Nicobond Primer and allow to dry.
4. Apply the selected underlayment according to the instructions.
5. Install floor covering using the appropriate flooring adhesive.

Suspended floor or direct to ground base must have an effective damp proof membrane installed. It is essential to measure the moisture content of the sub-floor using the appropriate moisture testing equipment. If the sub-floor is dense concrete, prime using neat Nicobond Primer and allow to dry.

Recommended Screeds



ScreedPro
EcoLevel 30



ScreedPro
Rapid30

Alternative Screeds



ScreedPro
All Purpose

Featured Products



Nicobond
Primer



ScreedPro
Rapid Repair

Flooring Adhesives



Multi-Purpose
Flooring Adhesive



Acrylic
Flooring Adhesive



Pressure Sensitive
Flooring Adhesive



Contact
Flooring Adhesive



Sprayable
Contact Adhesive

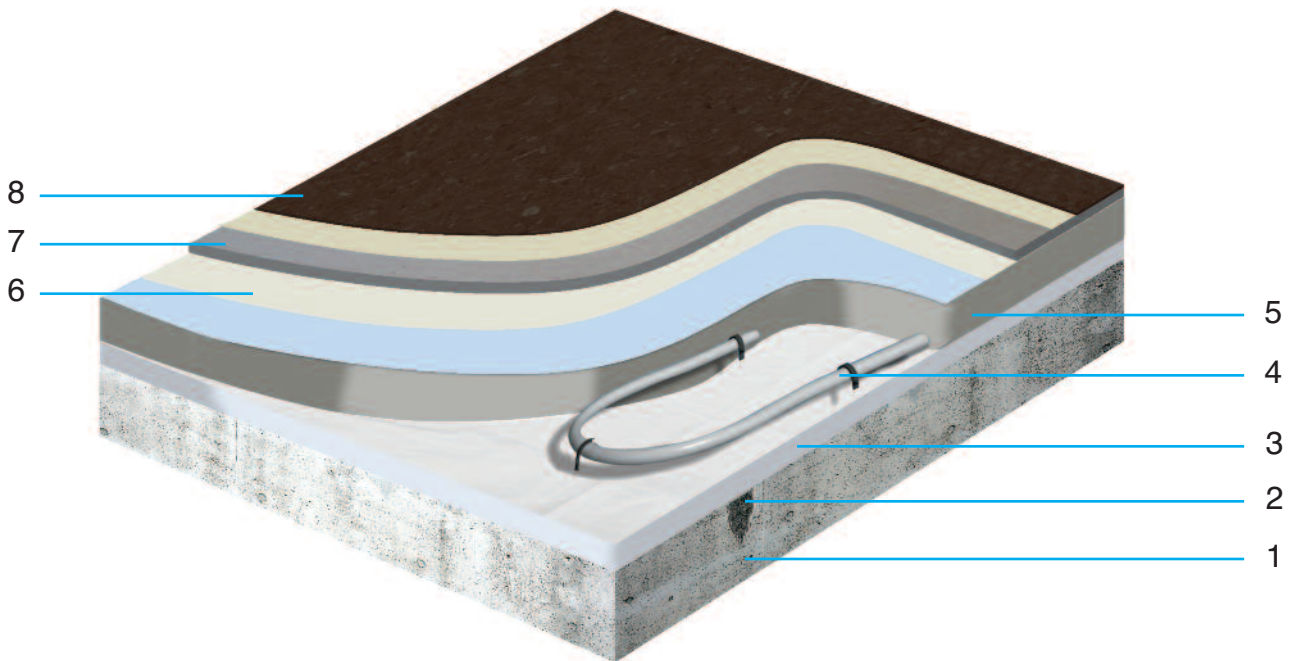


Heavy Duty
Spray Adhesive



Surface Tackifier
Flooring Adhesive

Underlayments onto in-situ Underfloor Heating



1. Ensure the concrete base or Cement screed has fully cured and is clean, sound and dry.
2. A damaged floor may be made good using ScreedPro Rapid Repair Mortar.
3. Apply a 30mm Insulation layer and cover with polythene slip membrane/damp proof membrane (DPM)
4. Heating pipes tied to mesh or stapled to insulation at 250mm centres.
5. Apply a 65mm layer of screed
6. If the sub-floor is porous, prime with diluted Nicobond Primer in the ratio of 4 volumes of water to 1 volume of Nicobond Primer and allow to dry.
7. Apply selected underlayment according to the instructions.
8. Install floor covering using the appropriate flooring adhesive.

Suspended floor or direct to ground base must have an effective damp proof membrane installed. It is essential to measure the moisture content of the sub-floor using the appropriate moisture testing equipment. If the sub-floor is dense concrete, prime using neat Nicobond Primer and allow to dry.

Recommended Screeds



ScreedPro
All Purpose



ScreedPro
EcoLevel 30



ScreedPro
Rapid30

Alternative Screeds



ScreedPro
Flow



ScreedPro
Fibreflex



ScreedPro
Heavy Duty

Featured Products



Nicobond
Primer



ScreedPro
Rapid Repair

Flooring Adhesives



Multi-Purpose
Flooring Adhesive



Acrylic
Flooring Adhesive



Pressure Sensitive
Flooring Adhesive



Contact
Flooring Adhesive



Sprayable
Contact Adhesive




Heavy Duty
Spray Adhesive



Surface Tackifier
Flooring Adhesive

Commercial/Industrial wearing surface



1. Ensure the concrete base or Cement screed has fully cured and is clean, sound and dry.
2. A damaged floor may be made good using ScreedPro Rapid Repair Mortar.
3. If the sub-floor is porous, prime with diluted Nicobond Primer in the ratio of 4 volumes of water to 1 volume of Nicobond Primer and allow to dry.
4. Apply the selected underlayment according to the instructions.
5. Apply suitable epoxy resin floor paint to provide a hard wearing industrial floor finish.

Suspended floor or direct to ground base must have an effective damp proof membrane installed. It is essential to measure the moisture content of the sub-floor using the appropriate moisture testing equipment. If the sub-floor is dense concrete, prime using neat Nicobond Primer and allow to dry.

Recommended Screeds

Featured Products



ScreedPro
Heavy Duty



ScreedPro
Flow



Nicobond
Primer

Flooring Adhesives



Multi-Purpose
Flooring Adhesive



Acrylic
Flooring Adhesive



Pressure Sensitive
Flooring Adhesive



Contact
Flooring Adhesive



Sprayable
Contact Adhesive




Heavy Duty
Spray Adhesive



Surface Tackifier
Flooring Adhesive

Renovation screed for floor coverings



1. Ensure the concrete base or Cement screed has fully cured and is clean, sound and dry.
2. A damaged floor may be made good using ScreedPro Rapid Repair Mortar.
3. If the sub-floor is porous, prime with diluted Nicobond Primer in the ratio of 4 volumes of water to 1 volume of Nicobond Primer and allow to dry.
4. Apply the selected underlayment up to 50mm thick according to the instructions.
5. Install floor covering using the appropriate flooring adhesive.

Suspended floor or direct to ground base must have an effective damp proof membrane installed. It is essential to measure the moisture content of the sub-floor using the appropriate moisture testing equipment. If the sub-floor is dense concrete, prime using neat Nicobond Primer and allow to dry.

Recommended Screeds



ScreedPro
EcoLevel 30



ScreedPro
Fibreflex



ScreedPro
Flow

Alternative Screeds

Featured Products



Nicobond
Primer



ScreedPro
Rapid Repair



Screed Granite
Chippings

Flooring Adhesives



Multi-Purpose
Flooring Adhesive



Acrylic
Flooring Adhesive



Pressure Sensitive
Flooring Adhesive



Contact
Flooring Adhesive



Sprayable
Contact Adhesive




Heavy Duty
Spray Adhesive



Surface Tackifier
Flooring Adhesive

Floor coverings onto hard flooring grade asphalt



1. Ensure the base has fully cured and is clean, sound and dry.
2. It is highly recommended to clean the surface thoroughly using a solution of Nicobond Super Cleaning Crystals mixed with hot water.
3. Apply a neat layer of Nicobond Primer and allow to dry.
4. Apply the selected underlayment up to approximately 5mm thick according to the instructions.
5. Install floor covering using the appropriate flooring adhesive.

For internal areas the grade of asphalt should be type F 1076 and suitable for the anticipated loads and conditions. For external areas such as balconies, the asphalt should be paving or flooring grade.

Recommended Screeds



ScreedPro
All Purpose



ScreedPro
EcoLevel 30



ScreedPro
Latex

Alternative Screeds

Featured Products



Nicobond
Primer



Nicobond Super
Cleaning Crystals

Flooring Adhesives



Multi-Purpose
Flooring Adhesive



Acrylic
Flooring Adhesive



Pressure Sensitive
Flooring Adhesive



Contact
Flooring Adhesive




Sprayable
Contact Adhesive



Heavy Duty
Spray Adhesive



Surface Tackifier
Flooring Adhesive



1. Ensure the concrete base or Cement screed has fully cured and is clean, sound and dry.
2. If the sub-floor is porous, prime with diluted Nicobond Primer in the ratio of 4 volumes of water to 1 volume of Nicobond Primer and allow to dry.
3. Apply ScreedPro Level Floor up to 50mm thick in one application according to the instructions.
4. Solidly bed tiles into suitable adhesive 3-6mm deep using slight sliding action. Allow to dry to recommended time.
5. Fill joints between tiles using recommended grout.

Suspended floor or direct to ground base must have an effective damp proof membrane installed.

Recommended Screeds



ScreedPro
Level Floor

Alternative Screeds



ScreedPro
Latex



ScreedPro
Rapid30

Featured Products



Nicobond
Primer

Flooring Adhesives



Single Part
Flexible
Adhesive



Ecoflex
Carbon Neutral
Adhesive



Xtra
Adhesive



Large Format
Floor Tile
Adhesive

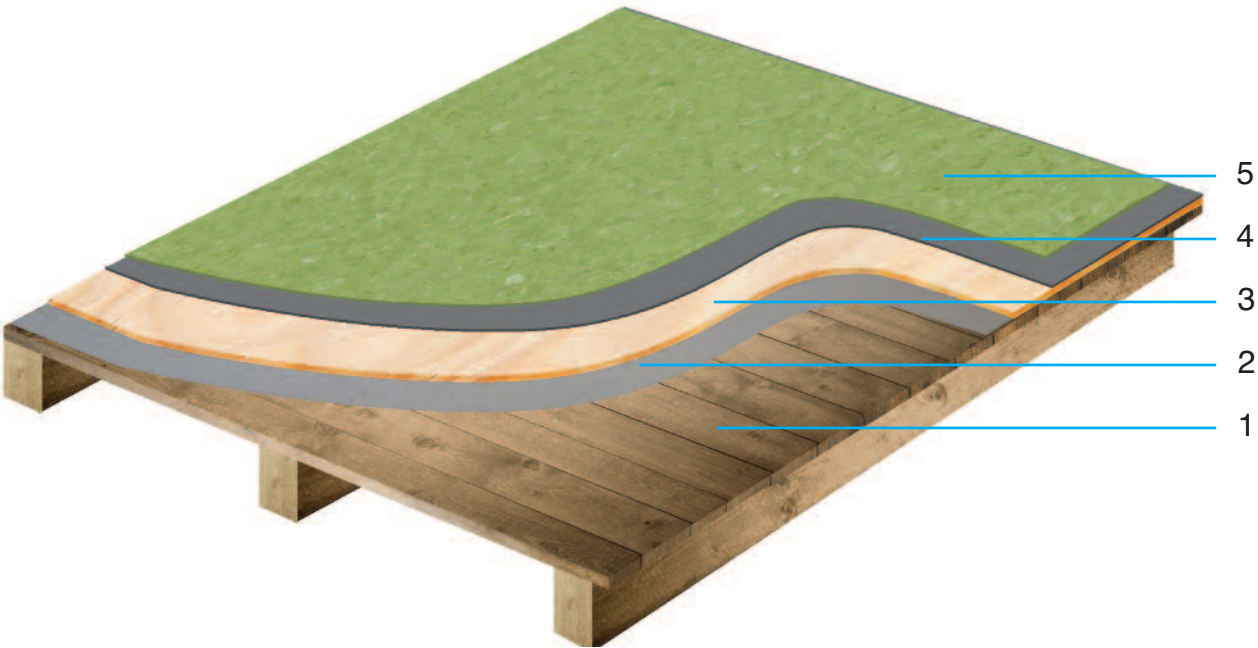


Fast Flexible
Adhesive



Rapidflex
Adhesive

Floor coverings onto timber floors



1. The floor should be constructed of flooring grade plywood or timber floorboards and should be clean, sanded and firmly fixed.
 2. Apply the selected underlayment according to the instructions.
 3. Overboard with flooring grade plywood
 4. Smooth over floor using ScreedPro Feather Finish to a maximum of 6mm thick.
 5. Install floor covering using the appropriate flooring adhesive.

The plywood used for overboarding should be a minimum of 6mm thick and screwed down at 200mm centres prior to laying soft and resilient floor coverings.

Recommended Screeds



ScreedPro Latex with Latex Flex Liquid



ScreedPro EcoLevel 30



ScreedPro Fibreflex



ScreedPro All Purpose

Featured Products



ScreedPro Feather Finish

Flooring Adhesives



Multi-Purpose Flooring Adhesive



Acrylic Flooring Adhesive



Pressure Sensitive Flooring Adhesive



Contact Flooring Adhesive




Sprayable Contact Adhesive



Heavy Duty Spray Adhesive



Surface Tackifier Flooring Adhesive



1. The floor should be constructed of flooring grade plywood and should be clean, sanded and firmly fixed.
2. Prime the surface with diluted Nicobond Primer in the ratio of 4 volumes of water to 1 volume of Nicobond Primer and allow to dry.
3. Apply the selected underlayment according to the instructions.
4. Install floor covering using the appropriate flooring adhesive.

Recommended Screeds



ScreedPro
Fibreflex

Alternative Screeds



ScreedPro
All Purpose



ScreedPro
EcoLevel 30

Featured Products



Nicobond
Primer

Flooring Adhesives



Multi-Purpose
Flooring Adhesive



Acrylic
Flooring Adhesive



Pressure Sensitive
Flooring Adhesive



Contact
Flooring Adhesive



Sprayable
Contact Adhesive




Heavy Duty
Spray Adhesive



Surface Tackifier
Flooring Adhesive

Floor coverings onto hard vinyl tiles



1. Ensure the existing vinyl tiles are firmly bonded to the base and are clean, sound and dry.
2. It is highly recommended to clean the surface thoroughly using a solution of Nicobond Super Cleaning Crystals mixed with hot water.
3. Any small areas to be patched can be made good using ScreedPro Feather Finish or ScreedPro Raid Repair Mortar.
4. Apply a neat layer of Nicobond Primer and allow to dry.
5. Apply the selected underlayment according to the instructions.
6. Apply relevant flooring adhesive
7. Install floor covering using the appropriate flooring adhesive

Do not screed over Flexible vinyl tiles or sheet, these should be removed together with any residual adhesive.

Recommended Screeds

Alternative Screeds



ScreedPro
All Purpose



ScreedPro
EcoLevel 30



ScreedPro
Rapid30



ScreedPro Latex
with Latex Flex
Liquid

Featured Products



Nicobond
Primer



ScreedPro
Rapid Repair



ScreedPro
Feather Finish



Nicobond Super
Cleaning Crystals

Flooring Adhesives



Multi-Purpose
Flooring Adhesive



Acrylic
Flooring Adhesive



Pressure Sensitive
Flooring Adhesive



Contact
Flooring Adhesive



Sprayable
Contact Adhesive




Heavy Duty
Spray Adhesive



Surface Tackifier
Flooring Adhesive

Fast Track Floor Refurbishment for floor coverings



1. Remove existing hard vinyl floor tiles from the sub-floor. Ensure the base is clean, sound and dry.
2. Remove as much of the residual flooring adhesive as possible.
3. Apply the selected underlayment up to 10mm thick according to the instructions.
4. Apply relevant flooring adhesive.
5. Install floorcovering using the appropriate flooring adhesive.

Suspended floor or direct to ground base must have an effective damp proof membrane installed.

Recommended Screeds



ScreedPro
All Purpose

Featured Products



Nicobond
Primer

Flooring Adhesives



Multi-Purpose
Flooring Adhesive



Acrylic
Flooring Adhesive



Pressure Sensitive
Flooring Adhesive



Contact
Flooring Adhesive



Sprayable
Contact Adhesive



Heavy Duty
Spray Adhesive



Surface Tackifier
Flooring Adhesive



This product can be used in this situation

P1: Prime with Nicobond Primer diluted 1:4 with water.

P2: Prime with 2 coats Nicobond Primer applied at right angles to each other diluted 1: 3 with water

P3: Prime with undiluted (Neat) Nicobond Primer



Specifications

Product	All Purpose	EcoLevel 30	Rapid 30	Flow
Description	Rapid drying, rapid setting, 2 part, low odour, medium strength, self smoothing underlayment.	Rapid drying, rapid setting, 2 part, low odour, high strength self smoothing underlayment.	Rapid drying, rapid setting, single part, low odour, high strength self smoothing underlayment.	A premium, fast setting, high strength self smoothing and levelling compound.
CT category	C16 F5	C25 F7	C25 F6	C35 F6
Working Life at 20°C	10 mins	10 mins	10 mins	20 - 30 mins
Walk on hardness at 20°C	30 - 45 mins	30 mins	30 - 45 mins	2 hrs
Ready to fix ceramics at 3mm	45 mins	45 mins	45 mins	
Ready to fix resilient/LVT flooring at 3mm	45 mins loose lay 3 - 4 hrs bonded	45 mins loose lay 3 - 4 hrs bonded	45 mins loose lay 3 - 4 hrs bonded	8 mins loose lay 12 hrs bonded
Application Thickness (Min)	1mm	2mm	2mm	1 - 15mm unfilled
Application Thickness (Max)	10mm	15mm	10mm	50mm
Can Granite Chips be added	No	No	No	Yes
Coverage at 3mm per bag	4 - 4.5m ²	3.5 - 4m ²	4m ²	4m ²
Pack size (powder)	20kg	20kg	20kg	20kg
Pack size (liquid)	4.8 litres	4.8 litres	N/A	N/A
Protein Free	✓	✓	✓	✓
Suitable for Pump Application				✓
Power Floated Concrete	✓ + P1	✓ + P1	✓ + P1	✓ + P1
Concrete/Cement Sand Screed Substrates	✓ + P1	✓ + P1	✓ + P1	✓ + P1
Cement Sand Screed	✓ + P1	✓ + P1	✓ + P1	✓ + P1
Cement Based Levelling Compound	✓ + P1	✓ + P1	✓ + P1	✓ + P1
Calcium Sulphate Based Screed (Anhydrite)	✓ + P2	✓ + P2	✓ + P2	✓ + P2
Hard Internal Floor Grade Asphalt (sanded)	✓ + P3	✓	✓ + P3	✓ + P3
Underfloor Heating	✓	✓	✓	✓
Minimal Adhesive Residues on Solid Base	✓		✓ + P3	
Plywood Overlays				
Non-Absorbent Surfaces e.g. Terrazzo, Ceramic Tiles	✓ + P3	✓ + P3	✓ + P3	
Metal/Steel (non flexing, corrosion free & clean)				
Floor Boards				
Hard Vinyl Tiles	✓ + P3	+		✓ + P3
Nicobond Surface DPM'S	✓ + P3	✓ + P3	✓ + P3	
Typical areas of use				
Commercial	✓	✓	✓	✓
Industrial	✓	✓	✓	✓
Hospitals	✓	✓	✓	✓
Schools	✓	✓	✓	✓

Floor Surfaces



Fibre Flex	Heavy Duty	Level Floor	Latex + Liquid	Latex + Latex Flex	Feather Finish
A technically advanced fibre reinforced smoothing and levelling compound.	A premium aggregated, very high strength, self levelling and self smoothing underpayment.	An economical fast setting, self smoothing underlayment, ideal for renovation work.	An conventional, 2 part, low odour self smoothing underlayment.	An conventional, 2 part, low odour self smoothing underlayment.	A multi purpose, fast setting and quick drying smoothing and patching compound.
C30 F7	C40 F7	C25 F7	C25 F7	C25 F7	C20 F7
20 - 30 mins	25 mins	20 - 30 mins	30 mins	30 mins	10 mins
2 hrs	2 hrs	2 hrs	2 hrs	2 hrs	15 mins
4 hrs	4 hrs	4 hrs	4 hrs	4 hrs	15 mins at 1mm
8 hrs loose lay 24 hrs bonded	8 hrs loose lay 24 hrs bonded	4 hrs loose lay 12 hrs bonded	12 hrs bonded	12 hrs bonded	15 mins loose lay 30 mins bonded
2mm	5mm	2mm	1 - 8mm unfilled	1 - 8mm unfilled	Feather Edge
50mm	50mm	50mm	30mm	30mm	6mm
Yes	Yes	Yes	Yes	Yes	No
4m ²	2.1m ² at 5mm	3.5 - 4m ²	4.5m ²	4.5m ²	10m ² at 1mm
20kg	20kg	20kg	20kg	20kg	10kg
N/A	N/A	N/A	4 litres	4 litres	N/A
✓	✓	✓	✓	✓	✓
✓	✓	✓			
✓ + P1	✓ + P1	✓ + P1	✓ + P1	✓ + P1	✓ + P1
✓ + P1	✓ + P1	✓ + P1	✓ + P1	✓ + P1	✓ + P1
✓ + P1	✓ + P1	✓ + P1	✓ + P1	✓ + P1	✓ + P1
✓ + P1	✓ + P1	✓ + P1	✓ + P1	✓ + P1	✓ + P1
✓ + P2	✓ + P2	✓ + P2	✓ + P2	✓ + P2	✓ + P2
✓ + P3	✓ + P3	✓ + P3		✓ + P3	✓ + P3
✓	✓	✓	✓	✓	✓
		✓ + P3		✓ + P3	
			✓	✓	✓ + P1
				✓ + P3	
				✓ + P3	
		+		✓ + P1	
✓ + P3	✓ + P3			✓ + P3	✓ + P1
				✓ + P3	
✓	✓	✓	✓	✓	✓
✓	✓	✓	✓	✓	✓
✓	✓	✓	✓	✓	✓
✓	✓	✓	✓	✓	✓ + P1



This product can be used in this situation



Specifications

Product	Rapid Repair	Primer	One Coat Surface DPM
Description	A rapid setting and rapid hardening mortar for internal or external repairs	Fast drying acrylic primer for use prior to application of Nicobond smoothing underlayments	One coat, 2 part water surface dpm and vapour suppressant
Working Life at 20°C	20 mins		45 - 60 mins
Walk on hardness at 20°C	30 mins	3 - 4 hrs	Curing 5 - 6 hrs at 20°C
Ready to fix ceramics at 3mm	N/A	N/A	When cured
Ready to fix resilient/LVT flooring at 3mm	N/A	N/A	When cured
Application Thickness (Min)	2mm	N/A	250 - 300 microns
Application Thickness (Max)	N/A	N/A	N/A
Can Granite Chips be added	Use clean sharp sand 1:3	N/A	No
Coverage at 3mm per bag	N/A	30m ²	10m ²
Pack size (powder)	10kg	5 and 1 litres	5kg
Pack size (liquid)	N/A	N/A	N/A

Floor Surfaces

Protein Free	✓		
Suitable for Pump Application	✓		
Power Floated Concrete	✓	✓	✓
Concrete/Cement Sand Screed	✓	✓	✓
Substrates	✓	✓	✓
Cement Sand Screed	✓	✓	✓
Cement Based Levelling Compound	✓	✓	✓
Calcium Sulphate Based Screed (Anhydrite)	✓		
Hard Internal Floor Grade Asphalt (sanded)	✓		
Underfloor Heating	✓	✓	✓
Minimal Adhesive Residues on Solid Base	✓		
Plywood Overlays	✓	✓	
Non-Absorbent Surfaces e.g. Terrazzo, Ceramic Tiles	✓		✓
Metal/Steel (non flexing, corrosion free & clean)	✓		
Floor Boards	✓	✓	
Hard Vinyl Tiles	✓	✓	
Nicobond Surface DPM'S	✓		✓
Typical areas of use			
Commercial	✓	✓	✓
Industrial	✓	✓	✓
Hospitals	✓	✓	✓
Schools	✓	✓	✓

P - Permanent
R - Release
V- Vertical
Sprayable Contact *
Not suitable for highly
plasticised products



Product	Multi Purpose	Acrylic	Pressure Sensitive	Contact	Surface Tackifier	Heavy Duty Spray	Sprayable Contact *
---------	---------------	---------	--------------------	---------	-------------------	------------------	---------------------

Carpet

Actionbac	P		P	V		P/R	V
Jute Hessian	P		P	V		P/R	V
Synthetic	P		P	V		P/R	V
Felt	P		P	V		P/R	V
Rubber Latex	P		P	V		P/R	V
Unitary	P		P	V		P/R	V
Textile	P		P	V		P/R	V
Woven	P		P	V		P/R	V
Secondary	P		P	V		P/R	V
Gel Foam	P		P	V		P/R	V
Fibre Bonded	P			V		P/R	V

Carpet Tiles

Bitumen/Felt	P		P	V	R		
Anchorite/Polyester	P		P	V	R		
PVC			P	V	R		

Underlay

Underlay					R		
----------	--	--	--	--	---	--	--

PVC

Vinyl Tiles		P	P				
PVC		P	P	V			V
PVC Foam		P			R		
Coving				V			V
LVT			P				

Linoleum

Jute/Hessian				V			
Polyester				V			

The recommendations in this publication are made in good faith for the guidance of specifiers and users. Reference should be made to our website www.ncnicobond.com to obtain the latest Product Data Sheet prior to commencing work. N & C Building Products Limited cannot be held liable for errors within this document.

Our Company pursues a policy of continuous Research and Development; we therefore reserve the right to update this information at any time without prior notice.

We also guarantee the consistent high quality of our products; however, since conditions of use and workmanship are outside our control, the advice is given without responsibility on our part. Please always ensure you are working from the current copy of our Directory.

Always use clean mixing equipment and tools, which should be washed in water immediately after use. When mixing cement based smoothing underlayment the powder must always be added to the liquid. In the majority of instances on site a quicker, smoother mix would be achieved by using a Nicobond Mixing Whisk in a slow speed electric drill to blend the powder/liquid elements. It is also particularly appropriate when adding Nicobond Granite Chips into a previously blended Nicobond smoothing underlayment.

When blending smoothing underlayment compounds in small quantities, any buckets used must always be thoroughly cleaned between each application. Residual quantities of material may speed up the setting time of subsequent blends.

Coverage figures quoted do not include wastage and are dependent upon the condition of the surface.

All quoted setting times are given in good faith and established in a controlled laboratory environment at 20°C and 50% Relative Humidity (RH). This is to ensure consistent results; however, adverse weather or site conditions may extend or shorten these times.

Consideration must also be given to placement of movement and expansion joints. Since selecting the type and location of joints involved, consideration of construction materials, bedding systems, anticipated temperature and humidity conditions, areas concerned and setting out of the tiling, is the responsibility of the designer to incorporate joint details at the design stage.

Surface Preparation

The surface must be fully cured, dimensionally stable, clean, dry and free from dust, laitance or any other contamination which will reduce adhesion. Any residual flooring adhesives should be removed to leave a flat surface prior to applying smoothing compounds.

Good adhesion to the sub-floor is very important to guarantee the successful application of any thin screed or underlayment. Direct to earth subfloors must have an effective Damp Proof Membrane (DPM).

All Nicobond products should be mixed and applied in accordance with the relevant and most current product data sheet.

Nicobond products should not be used to make good screeds or any other substrates that are either structurally weak or have a friable surface.

Do not add additional water to the single part water based products or additional liquid to the latex based products as this will reduce the final performance of the cementitious underlayment.

Do not apply any Nicobond smoothing underlayment below 5°C or above 25°C, the temperature of the substrate must be carefully considered and included in your temperature calculations prior to the application beginning.

Concrete curing agents, admixtures and surface hardeners and the residues of these products can impair adhesion. Where doubt exists or the compatibility is unknown a trial adhesion test should be carried out before the work commences.

High Suction Surfaces

For smoothing underlayment's to perform according to specification it is important that the porosity of such surfaces is reduced to acceptable levels. Highly porous cementitious based surfaces must be sealed using System 2 (see priming chart), as a minimum. Should any doubt remain concerning porosity then a slurry priming coat according to System 1 should be applied and allowed to set before further work proceeds.

British Standards stipulate minimum periods for the drying or curing of certain 'wet trade' backgrounds. Typical substrates and the relevant information are shown below. More comprehensive data will be found elsewhere in this publication and by reference to the appropriate standards.

BS 8203:2001 3.1.1 Damp-proofing solid floors

As the floor coverings, adhesives and smoothing underlayment compounds may be adversely affected by moisture, sub-floors should be so constructed as to protect the floor covering installation from moisture or water vapour from the ground.

Materials and methods for damp-proofing solid floors are described in CP 102 and BS 8102 and it should not be assumed that existing ground-supported concrete floors are adequately damp-proofed. Where existing structures do not incorporate adequate moisture protection, proprietary surface applied membranes or mastic asphalt should be used.

Integral water-proofers incorporated in the concrete or screed will not provide adequate damp protection for the floor coverings and will retard the drying process. Beam and block construction floors, whether finished with cements and or particle board, should incorporate a vapour control layer.

3.1.2 Eliminating construction moisture

Before floor covering installation, it is necessary not only to ensure that the floor is constructed to prevent moisture reaching the floor coverings from the ground, but to ensure that sufficient construction water is eliminated.

Usually the floor covering is fixed directly on to the concrete base slab or onto a smoothing underlayment laid above this. In either case the amount of water used is more than that required for hydration of any cement because the extra water is required to give adequate workability to the mix. It is essential that this extra water is allowed to evaporate and the time for this to happen should be taken into account at the planning stage.

Estimated drying times are necessarily only approximate as drying is influenced by ambient conditions, the concrete used, thickness and surface finish. Thickness and surface finish are particularly important.

For cements and screeds laid directly over a damp proof membrane, one day should be allowed for each mm of thickness for the first 50mm, followed by an increasing time for each mm above this thickness. It is thus reasonable to expect a screed 50mm thick under good drying conditions, to be sufficiently dry in 2 months.

For thick concrete bases laid directly over a damp proof membrane longer drying times are required. The time/thickness relationship used to predict the drying time of cement(s) and screeds does not apply to concrete bases. In practice it has been found that even under good drying conditions concrete bases 150mm thick often take more than one year to dry from one face only. Moderate and heavy use of power-float and power-trowel finishing methods further delays drying.

Suspended concrete bases laid onto permanent metal shuttering or other impermeable materials will have similar drying times to those laid over damp proof membranes. For slabs which can dry from both sides, about half the thickness can be considered to dry downwards. Where screeds are laid directly onto the concrete bases, without a damp proof membrane between them, account should be taken of the time required to dry the total thickness of the construction.

Commonly, where floor coverings are to be laid and the time schedules do not permit extended drying times for concrete bases, the use of sandwich damp proof membranes between the base concrete and the smoothing underlayment significantly reduces the time that needs to be allowed for drying.

Rapid drying cement-based systems are frequently used to produce rapid drying screeds which can reduce the timescales from months and years down to days or even hours.

3.1.3 Protection against construction moisture

Where time scales do not allow sufficient drying times and the use of a sandwich damp proof membrane is inappropriate; the need for a surface damp proof membrane to control the excess construction moisture in the sub-floor should be taken into account at the design stage.

3.1.4 Testing

Cementitious sub-floors should be tested by the method described in Annex A and the floor covering not laid until readings have been obtained which indicate a relative humidity of 75% or less. Independent studies have shown that a non-invasive test of the type described in Annex A is the only suitable method relevant for use in conjunction with installation of resilient floor coverings.

Gypsum & Anhydrite Based Screeds

These types of screeds are popular on major construction projects as they are perceived to be quick drying and can be installed up to 10 times faster than conventional sand/cement screeds. They have three main problems as far as using a smoothing underlayment compound or installing vinyl floor coverings are concerned: moisture content, surface finish and chemical compatibility.

Moisture Content

Because Unbonded Gypsum and Anhydrite screeds are stronger than sand/cement screeds they are generally installed thinner (35-40mm as opposed to 50 -75mm). They actually dry at about the same rate as sand/cement (1mm per day in ideal conditions) but of course the reduced thickness means that total drying time is considerably reduced. In normal site conditions, which are usually less than ideal! This translates into a probable drying period of 2-4 months. It is important to note that unlike sand/cement, these screeds dry from the bottom upwards (crystallization rather than evaporation). This means that Hygrometer tests carried out in accordance with BS8203 will give no indication of the drying cycle.

Carbide bomb test may be more accurate (0.5% is roughly equivalent to 75%RH) but some tests have shown it to be unreliable. Other manufacturers have developed a special instrument which they claim will accurately monitor the drying cycle of Anhydrite screeds.

Generally the suppliers of these screeds do not recommend the use of a surface DPM where there is a risk of retained moisture leading to degradation of the screed. Guidance from the relevant manufacturer must be obtained regarding Moisture testing and treatment.

It remains the Installers responsibility to take all necessary precautions in terms of taking moisture readings to satisfy themselves that the floor is adequately dry prior to applying Nicobond flooring products. Dated photographic evidence of moisture meter readings should be retained as evidence that the correct moisture testing has been undertaken.

Surface Finish

These screeds are commonly applied by pump which leaves a laitance on the surface. After 2 or 3 days this has to be sanded off. The timing and quality of the sanding is critical, too soon and the top surface will be soft and sticky causing clogging and a poor finish, too late and it becomes hard to achieve a smooth finish and large amounts of dust are created. A recommended Nicobond primer must be used before installing any Nicobond smoothing underlayment prior to installing a floor covering.

Chemical Compatibility

This type of screed contains calcium sulphate which, if it comes into contact with the cement material present in smoothing underlayment compounds and water (from adhesives) will cause a chemical reaction and a subsequent failure of the smoothing underlayment compound bond. Calcium sulphate may also reduce the effectiveness of flooring adhesives. It is therefore essential that a suitable Nicobond primer is applied before any Nicobond smoothing underlayment compound or adhesive is applied.

It will be apparent from the above that the Flooring Contractor would be well advised to ensure that he/she identifies the screed type and treats it accordingly taking advice from the manufacturers if necessary.

Shelf Life

Unless otherwise stated Nicobond products have a shelf life of 6 months in unopened packaging from the date of packing. Go to www.ncnicobond.com for the individual data sheet for specific advice.

Storage

Nicobond products must be stored clear of the ground and dry conditions. Protect from frost, direct sunlight and extremes of heat and humidity.

Material Safety Data Sheets

These can be obtained at www.ncnicobond.com or directly from N&C Building Products Ltd at the address below.

Manufacturer's Warranty

All Nicobond underlayments and adhesives are covered by our lifetime manufacturer's warranty. If our products are proven to be defective by reason only of manufacturing, we will, at our discretion, provide replacement product only free of charge

Faulty installation or non compliance with the current BS/EN Standard relating to substrates, the application of material and inappropriate use are excluded from this warranty and our liability is limited to the cost of replacement only on production of purchase invoice or receipt.

1. Subject to our standard delivery schedule.
2. Subject to terms and conditions, please ask for a copy of the N&C Nicobond warranty if required.

For adhesives or screeds to perform according to specification it is important that the porosity of such surfaces is reduced to acceptable levels. Highly porous cementitious based surfaces such as aerated concrete or aerated blocks must be sealed using system 2 below, as a minimum. Should any doubt remain concerning porosity then a slurry priming coat according to system 1 should be applied and allowed to set before further work proceeds.

Nicobond recommends two basic procedures for priming or sealing and reference to the following systems will appear throughout this section.

System 1 - Priming	System 2 - Priming/Sealing Exterior
<p>A most effective primer for all cement based screeds, brush into the surface a thin even layer of neat Nicobond Primer.</p> <p>The layer should normally be allowed to set for a few hours before work progresses.</p> <p>Coverage: Approximately 6-10m² per litre of Nicobond Primer, depending on surface porosity.</p>	<p>For the simple priming/sealing of all cementitious & other surfaces particularly for exterior work, brush into the surface a thin even layer of:</p> <p>4 volumes water 1 volume Nicobond Primer mixed by thorough stirring.</p> <p>The layer should be allowed to dry slightly before applying Nicobond smoothing compounds or adhesives.</p> <p>Coverage: Approximately 30m² per litre of Nicobond Primer.</p>

NEW

High Performance

Smoothing Compounds

...for the professional



new

ScreedPro

Introducing the new, highly anticipated, high performance Nicobond flooring systems and ScreedPro range, offering the complete solution for flooring professionals. Our flooring product portfolio has been continually developed over 40 years to reflect the demanding nature of commercial environments that are restricted by factors such as stringent schedules, complex environments and ensuring the highest standards are met.

PROFESSIONAL
Nicobond



Distribution Centres, Trade Counters & Showrooms

N&C Building Materials
 41 - 51 Freshwater Road
 Chadwell Heath
Romford Essex RM8 1SP
 Tel: 020 8586 4600
 Fax: 020 8586 4646

C1 Cothill Trading Estate
 Plympton
Plymouth PL7 1SR
 Tel: 01752 339 724
 Fax: 01752 342 746

B1 - B3 Sneyd Trading Estate
 Sneyd Hill, Burslem
Stoke on Trent ST6 2PA
 Tel: 01782 575 727
 Fax: 01782 575 641

26 Colquhoun Avenue
 Hillington
Glasgow G52 4BN
 Tel: 0141 880 1200
 Fax: 0141 880 1212

4 Waterloo Industrial Estate
 Flanders Road
 Hedge End
Southampton SO30 2QT
 Tel: 01489 779 700
 Fax: 01489 779 701

3 - 4 Cardiff Trade Park
 Hadfield Road
Cardiff CF11 8AQ
 Tel: 02920 390 146
 Fax: 02920 224 356

2 City Park Industrial Estate
 Gelderd Road
Leeds LS12 6DR
 Tel: 0113 224 4630
 Fax: 0113 224 4631

Trade Counters & Showrooms

1A - 1B Alexander Place
 Lower Park Road
New Southgate
London N11 1QD
 Tel: 020 8361 6050
 Fax: 020 8361 4757

14 Meridian Trading Estate
 Bugsby Way
Charlton
London SE7 7SJ
 Tel: 020 8269 5960
 Fax: 020 8269 5961

Unit 15 Advent Way
Edmonton
London N18 3AF
 Tel: 020 8807 3227
 Fax: 020 8807 3223

8 Ascent Park, Edinburgh Way
Harlow Essex CM20 2HW
 Tel: 01279 621 980
 Fax: 01279 621 981

1 Cliffside Trade Park
 Motherwell Way
Lakeside West Thurrock
 Essex RM20 3XD
 Tel: 01708 680 180
 Fax: 01708 680 181

2 - 5 Altbarn Close
 Wyncolls Road
 Severalls Park
Colchester Essex CO4 9HY
 Tel: 01206 849 300
 Fax: 01206 845 878

9 - 11 McDonalds
 Business Park, Maylands
Hemel Hempstead
 Hertfordshire HP2 7EB
 Tel: 0144 2234 635
 Fax: 0144 2279 501

16 Arlington Business Park
 Whittle Way, **Stevenage**
 Hertfordshire SG1 2BD
 Tel: 01438 315 400
 Fax: 01438 740 338

8D Pompey Centre
 Fratton Way, Southsea
Portsmouth PO4 8TA
 Tel: 02392 894 599
 Fax: 02392 894 598

5 Tower Court, St David's Rd
 Swansea Enterprise Park
Swansea SA6 8RU
 Tel: 01792 797 337
 Fax: 01792 774 019

Visit our website for more information
www.ncnicobond.com

